

## Product Datasheet

### ZNF416 Antibody (orb1254802)

<b>Catalog Number</b>	orb1254802
<b>Category</b>	Antibodies
<b>Description</b>	ZNF416 Antibody
<b>Target</b>	ZNF416
<b>Clonality</b>	Polyclonal
<b>Species/Host</b>	Rabbit
<b>Isotype</b>	IgG
<b>Conjugation</b>	Unconjugated
<b>Reactivity</b>	Human, Mouse, Rat
<b>Form/Appearance</b>	Liquid
<b>Concentration</b>	batch dependent
<b>Buffer/Preservatives</b>	PBS with 0.02% sodium azide, 50% glycerol, pH 7.3.
<b>Purification</b>	Affinity purification
<b>Immunogen</b>	Recombinant fusion protein containing a sequence corresponding to amino acids 495-594 of human ZNF416 (NP_060349.1).
<b>UniProt ID</b>	<b>Q9BWM5</b>
<b>Tested applications</b>	IF, IHC
<b>Application notes</b>	IHC: 1:50 - 1:200IF: 1:50 - 1:200

**Biorbyt Ltd.**

7 Signet Court, Swann Road  
Cambridge  
CB5 8LA  
United Kingdom

Email: [info@biorbyt.com](mailto:info@biorbyt.com), [support@biorbyt.com](mailto:support@biorbyt.com)

Phone: [+44 \(0\)1223 859353](tel:+44(0)1223859353) | Fax: [+1 \(415\) 651-8558](tel:+1(415)651-8558)

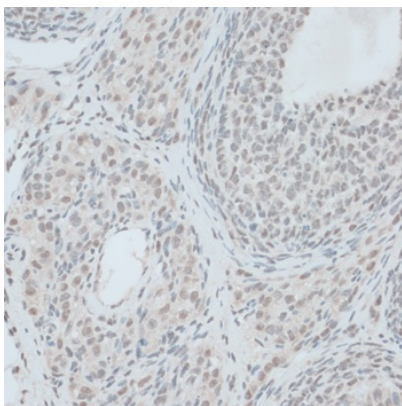
**Biorbyt LLC**

68 TW Alexander Drive  
Research Triangle Park  
Durham  
NC 27713  
United States

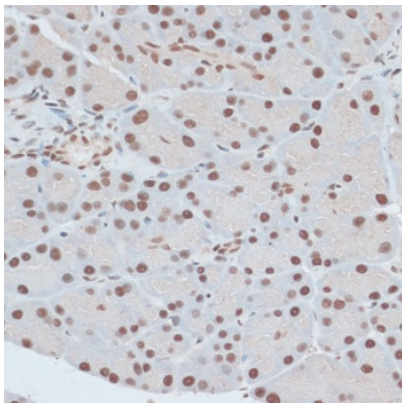
Email: [info@biorbyt.com](mailto:info@biorbyt.com), [support@biorbyt.com](mailto:support@biorbyt.com)

Phone: [+1 \(415\) 906-5211](tel:+1(415)906-5211) | Fax: [+1 \(415\) 651-8558](tel:+1(415)651-8558)

<b>Antibody Type</b>	Primary Antibody
<b>Modifications</b>	None
<b>Storage</b>	Maintain refrigerated at 2-8°C for up to 2 weeks. For long term storage store at -20°C in small aliquots to prevent freeze-thaw cycles.
<b>Note</b>	For research use only
<b>Expiration Date</b>	12 months from date of receipt.



Immunohistochemistry of paraffin-embedded rat ovary using ZNF416 antibody (orb1254802) at dilution of 1:100 (40x lens).



Immunohistochemistry of paraffin-embedded rat pancreas using ZNF416 antibody (orb1254802) at dilution of 1:100 (40x lens).

**Biorbyt Ltd.**

7 Signet Court, Swann Road  
Cambridge  
CB5 8LA  
United Kingdom

Email: [info@biorbyt.com](mailto:info@biorbyt.com), [support@biorbyt.com](mailto:support@biorbyt.com)

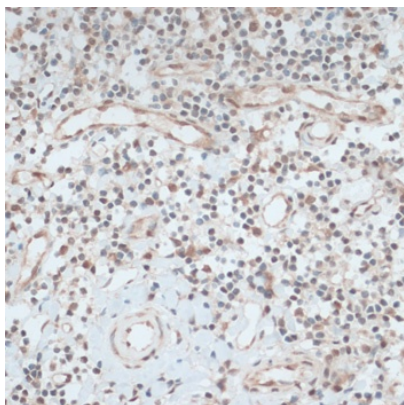
Phone: [+44 \(0\)1223 859353](tel:+44(0)1223859353) | Fax: [+1 \(415\) 651-8558](tel:+1(415)651-8558)

**Biorbyt LLC**

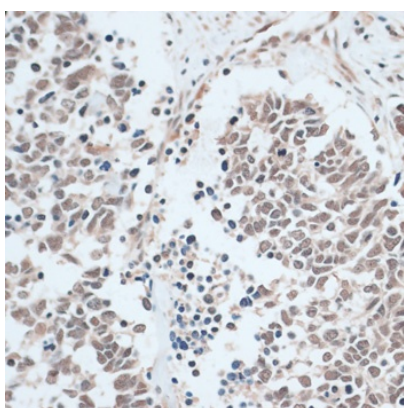
68 TW Alexander Drive  
Research Triangle Park  
Durham  
NC 27713  
United States

Email: [info@biorbyt.com](mailto:info@biorbyt.com), [support@biorbyt.com](mailto:support@biorbyt.com)

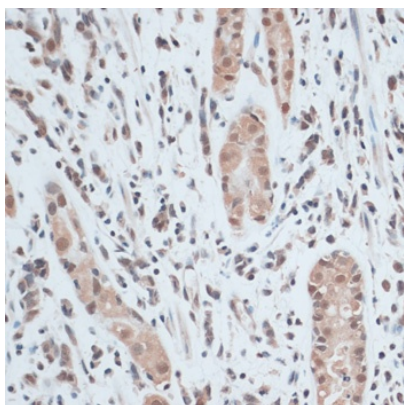
Phone: [+1 \(415\) 906-5211](tel:+1(415)906-5211) | Fax: [+1 \(415\) 651-8558](tel:+1(415)651-8558)



Immunohistochemistry of paraffin-embedded human tonsil using ZNF416 antibody (orb1254802) at dilution of 1:100 (40x lens).



Immunohistochemistry of paraffin-embedded human lung cancer using ZNF416 antibody (orb1254802) at dilution of 1:100 (40x lens).



Immunohistochemistry of paraffin-embedded human gastric cancer using ZNF416 antibody (orb1254802) at dilution of 1:100 (40x lens).

**Biorbyt Ltd.**

7 Signet Court, Swann Road  
Cambridge  
CB5 8LA  
United Kingdom

Email: [info@biorbyt.com](mailto:info@biorbyt.com), [support@biorbyt.com](mailto:support@biorbyt.com)

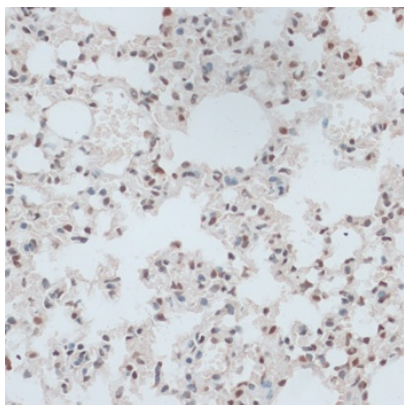
Phone: +44 (0)1223 859353 | Fax: +1 (415) 651-8558

**Biorbyt LLC**

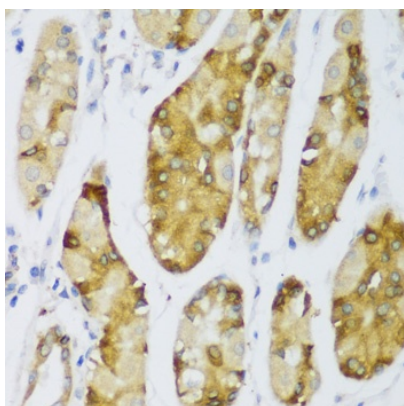
68 TW Alexander Drive  
Research Triangle Park  
Durham  
NC 27713  
United States

Email: [info@biorbyt.com](mailto:info@biorbyt.com), [support@biorbyt.com](mailto:support@biorbyt.com)

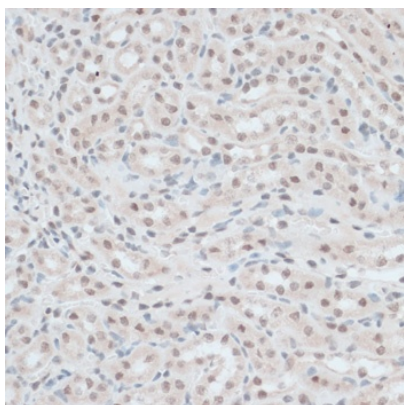
Phone: +1 (415) 906-5211 | Fax: +1 (415) 651-8558



Immunohistochemistry of paraffin-embedded mouse lung using ZNF416 antibody (orb1254802) at dilution of 1:100 (40x lens).



Immunohistochemistry of paraffin-embedded mouse brain using ZNF416 antibody (orb1254802) at dilution of 1:100 (40x lens).



Immunohistochemistry of paraffin-embedded mouse kidney using ZNF416 antibody (orb1254802) at dilution of 1:100 (40x lens).

**Biorbyt Ltd.**

7 Signet Court, Swann Road  
Cambridge  
CB5 8LA  
United Kingdom

Email: [info@biorbyt.com](mailto:info@biorbyt.com), [support@biorbyt.com](mailto:support@biorbyt.com)

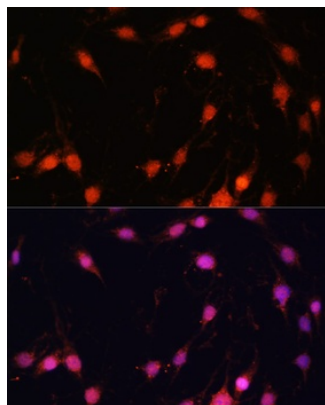
Phone: [+44 \(0\)1223 859353](tel:+44(0)1223859353) | Fax: [+1 \(415\) 651-8558](tel:+1(415)651-8558)

**Biorbyt LLC**

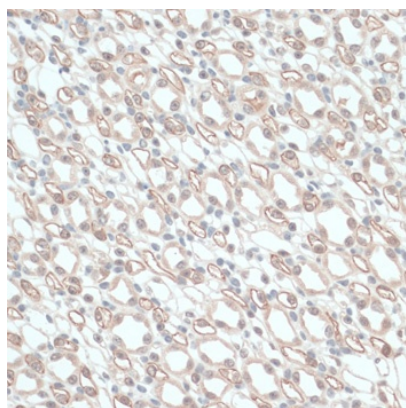
68 TW Alexander Drive  
Research Triangle Park  
Durham  
NC 27713  
United States

Email: [info@biorbyt.com](mailto:info@biorbyt.com), [support@biorbyt.com](mailto:support@biorbyt.com)

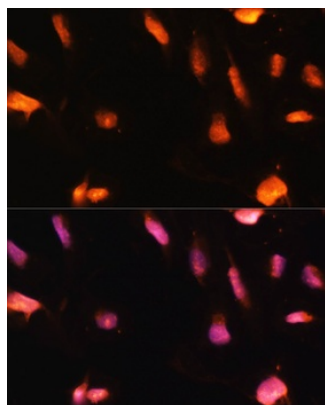
Phone: [+1 \(415\) 906-5211](tel:+1(415)906-5211) | Fax: [+1 \(415\) 651-8558](tel:+1(415)651-8558)



Immunofluorescence analysis of C6 cells using ZNF416 antibody (orb1254802) at dilution of 1:100. Blue: DAPI for nuclear staining.



Immunohistochemistry of paraffin-embedded mouse kidney using TXN antibody (orb1259784) at dilution of 1:100 (40x lens).



Immunofluorescence analysis of U-2 OS cells using ZNF416 antibody (orb1254802) at dilution of 1:100. Blue: DAPI for nuclear staining.

**Biorbyt Ltd.**

7 Signet Court, Swann Road  
Cambridge  
CB5 8LA  
United Kingdom

Email: [info@biorbyt.com](mailto:info@biorbyt.com), [support@biorbyt.com](mailto:support@biorbyt.com)  
Phone: [+44 \(0\)1223 859353](tel:+44(0)1223859353) | Fax: [+1 \(415\) 651-8558](tel:+1(415)651-8558)

**Biorbyt LLC**

68 TW Alexander Drive  
Research Triangle Park  
Durham  
NC 27713  
United States

Email: [info@biorbyt.com](mailto:info@biorbyt.com), [support@biorbyt.com](mailto:support@biorbyt.com)  
Phone: [+1 \(415\) 906-5211](tel:+1(415)906-5211) | Fax: [+1 \(415\) 651-8558](tel:+1(415)651-8558)