

Product Datasheet

RAB3GAP1 Antibody (orb125334)

Catalog Number	orb125334
Category	Antibodies
Description	RAB3GAP1 Antibody is an unconjugated polyclonal antibody. It is suitable for use in IHC, WB. It exhibits reactivity with Human.
Clonality	Polyclonal
Species/Host	Rabbit
Conjugation	Unconjugated
Reactivity	Human
Concentration	1mg/ml
Immunogen	Internal
UniProt ID	Q15042
Tested applications	IHC, WB
Dilution range	WB: 1:500-1:3000, IHC-P: 1:50-1:100, ELISA: 1:40000
Storage	Maintain refrigerated at 2-8°C for up to 2 weeks. For long term storage store at -20°C in small aliquots to prevent freeze-thaw cycles.
Note	For research use only
Expiration Date	12 months from date of receipt.

Biorbyt Ltd.

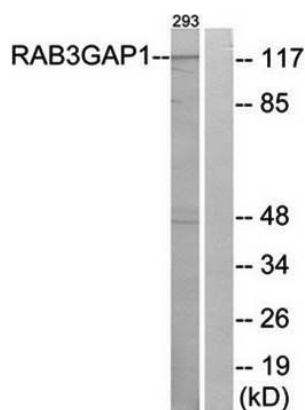
7 Signet Court, Swann Road
Cambridge
CB5 8LA
United Kingdom

Email: info@biorbyt.com, support@biorbyt.com
Phone: [+44 \(0\)1223 859353](tel:+44(0)1223859353) | Fax: [+1 \(415\) 651-8558](tel:+1(415)651-8558)

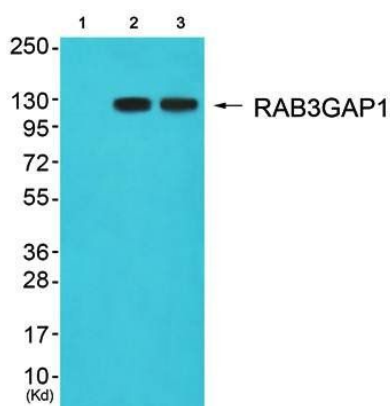
Biorbyt LLC

68 TW Alexander Drive
Research Triangle Park
Durham
NC 27713
United States

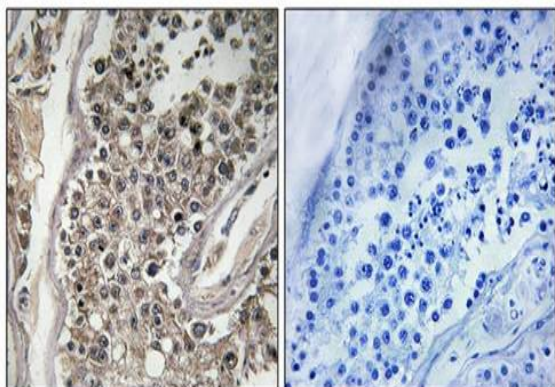
Email: info@biorbyt.com, support@biorbyt.com
Phone: [+1 \(415\) 906-5211](tel:+1(415)906-5211) | Fax: [+1 \(415\) 651-8558](tel:+1(415)651-8558)



Western blot analysis of extracts from 293 cells using RAB3GAP1 antibody



Western blot analysis of extracts from JK cells (Lane 1) and 293 cells (Lane 2) using RAB3GAP1 antibody



Immunohistochemical analysis of formalin-fixed and paraffin-embedded human testis tissue using RAB3GAP1 antibody

Biorbyt Ltd.

7 Signet Court, Swann Road
Cambridge
CB5 8LA
United Kingdom

Email: info@biorbyt.com, support@biorbyt.com

Phone: +44 (0)1223 859353 | Fax: +1 (415) 651-8558

Biorbyt LLC

68 TW Alexander Drive
Research Triangle Park
Durham
NC 27713
United States

Email: info@biorbyt.com, support@biorbyt.com

Phone: +1 (415) 906-5211 | Fax: +1 (415) 651-8558