

Product Datasheet

B2M Antibody (orb1252471)

Catalog Number	orb1252471
Category	Antibodies
Description	B2M Antibody
Target	B2M
Clonality	Monoclonal
Species/Host	Mouse
Isotype	IgG2b, kappa
Conjugation	Unconjugated
Reactivity	Human, Primate
Form/Appearance	Liquid
Concentration	0.2 mg/mL
Buffer/Preservatives	PBS with 0.1 mg/ml rAlbumin and 0.05% sodium azide
Purification	Protein G affinity chromatography
Immunogen	Full length recombinant human protein was used as the immunogen for the Beta-2 Microglobulin antibody.
UniProt ID	P61769
Tested applications	FC, IF, IHC-P

Biorbyt Ltd.

7 Signet Court, Swann Road
Cambridge
CB5 8LA
United Kingdom

Email: info@biorbyt.com, support@biorbyt.com

Phone: [+44 \(0\)1223 859353](tel:+44(0)1223859353) | Fax: [+1 \(415\) 651-8558](tel:+1(415)651-8558)

Biorbyt LLC

68 TW Alexander Drive
Research Triangle Park
Durham
NC 27713
United States

Email: info@biorbyt.com, support@biorbyt.com

Phone: [+1 \(415\) 906-5211](tel:+1(415)906-5211) | Fax: [+1 \(415\) 651-8558](tel:+1(415)651-8558)

Application notes

Flow Cytometry: 0.5-1 ug/million cells in 0.1ml
Immunofluorescence: 0.5-1 µg/ml
Immunohistochemistry (FFPE): 0.5-1 µg/mL for 30 min at RT (1)
Prediluted format: incubate for 30 min at RT (2)
Optimal dilution of the Beta-2 Microglobulin antibody should be determined by the researcher.
1. Staining of formalin/paraffin tissues requires boiling tissue sections in 10mM Citrate buffer, pH 6.0, for 10-20 min followed by cooling at RT for 20 min.
2. The prediluted format is supplied in a dropper bottle and is optimized for use in IHC. After epitope retrieval step (if required), drip mAb solution onto the tissue section and incubate at RT for 30 min.

Antibody Type

Primary Antibody

Clone Number

B2M/961

Modifications

None

Storage

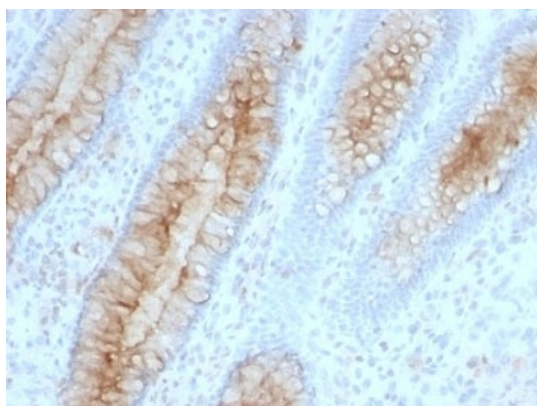
Maintain refrigerated at 2-8°C for up to 2 weeks. For long term storage store at -20°C in small aliquots to prevent freeze-thaw cycles.

Note

For research use only

Expiration Date

12 months from date of receipt.



Formalin-fixed, paraffin-embedded human colon carcinoma stained with Beta-2-Microglobulin antibody (B2M/961).

Biorbyt Ltd.

7 Signet Court, Swann Road
Cambridge
CB5 8LA
United Kingdom

Email: info@biorbyt.com, support@biorbyt.com

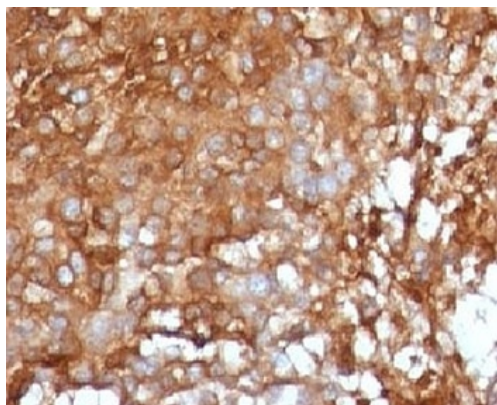
Phone: [+44 \(0\)1223 859353](tel:+44(0)1223859353) | Fax: [+1 \(415\) 651-8558](tel:+1(415)651-8558)

Biorbyt LLC

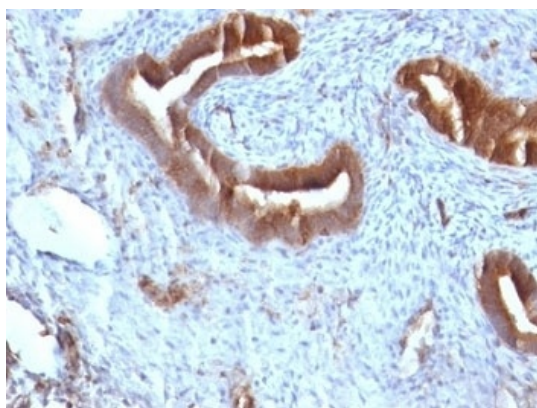
68 TW Alexander Drive
Research Triangle Park
Durham
NC 27713
United States

Email: info@biorbyt.com, support@biorbyt.com

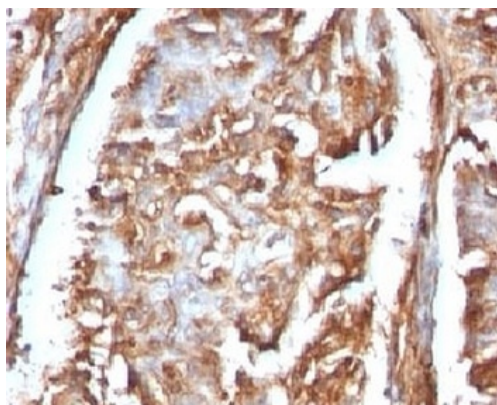
Phone: [+1 \(415\) 906-5211](tel:+1(415)906-5211) | Fax: [+1 \(415\) 651-8558](tel:+1(415)651-8558)



Formalin-fixed, paraffin-embedded human melanoma stained with Beta-2-Microglobulin antibody.



Formalin-fixed, paraffin-embedded human endometrial carcinoma stained with Beta-2-Microglobulin antibody.



Formalin-fixed, paraffin-embedded human renal carcinoma stained with Beta-2-Microglobulin antibody.

Biorbyt Ltd.

7 Signet Court, Swann Road
Cambridge
CB5 8LA
United Kingdom

Email: info@biorbyt.com, support@biorbyt.com

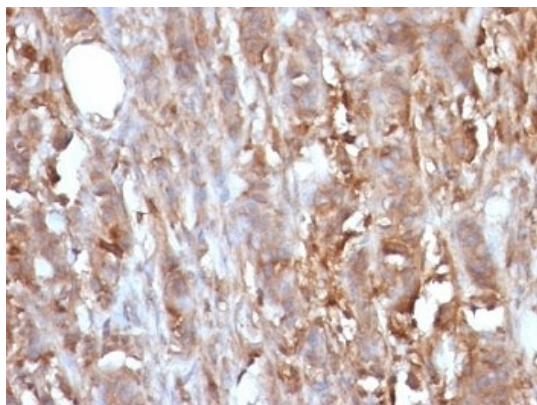
Phone: [+44 \(0\)1223 859353](tel:+44(0)1223859353) | Fax: [+1 \(415\) 651-8558](tel:+1(415)651-8558)

Biorbyt LLC

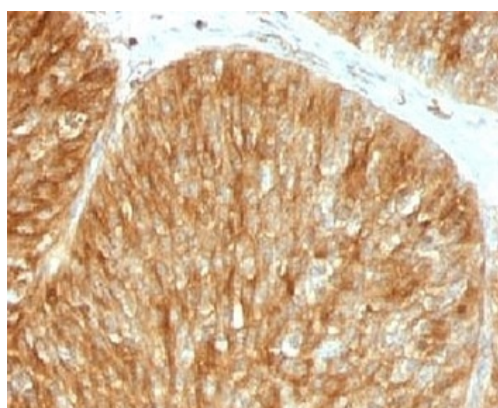
68 TW Alexander Drive
Research Triangle Park
Durham
NC 27713
United States

Email: info@biorbyt.com, support@biorbyt.com

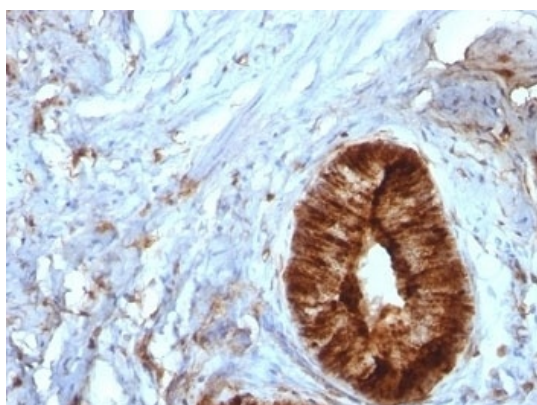
Phone: [+1 \(415\) 906-5211](tel:+1(415)906-5211) | Fax: [+1 \(415\) 651-8558](tel:+1(415)651-8558)



Formalin-fixed, paraffin-embedded human cervical carcinoma stained with Beta-2-Microglobulin antibody.



Formalin-fixed, paraffin-embedded human bladder carcinoma stained with Beta-2-Microglobulin antibody.



Formalin-fixed, paraffin-embedded human cervical carcinoma stained with Beta-2-Microglobulin antibody.

Biorbyt Ltd.

7 Signet Court, Swann Road
Cambridge
CB5 8LA
United Kingdom

Email: info@biorbyt.com, support@biorbyt.com

Phone: [+44 \(0\)1223 859353](tel:+44(0)1223859353) | Fax: [+1 \(415\) 651-8558](tel:+1(415)651-8558)

Biorbyt LLC

68 TW Alexander Drive
Research Triangle Park
Durham
NC 27713
United States

Email: info@biorbyt.com, support@biorbyt.com

Phone: [+1 \(415\) 906-5211](tel:+1(415)906-5211) | Fax: [+1 \(415\) 651-8558](tel:+1(415)651-8558)