

Product Datasheet

PTCH (C Terminus) Antibody (orb125007)

Catalog Number	orb125007
Category	Antibodies
Description	Goat polyclonal antibody to PTCH1
Target	PTCH (C Terminus)
Clonality	Polyclonal
Species/Host	Goat
Conjugation	Unconjugated
Reactivity	Human, Mouse
Predicted Reactivity	Rat
Buffer/Preservatives	Supplied at 0.5 mg/ml in Tris saline, 0.02% sodium azide, pH 7.3 with 0.5% bovine serum albumin. Aliquot and store at -20°C. Minimize freezing and thawing.
Purification	Purified from goat serum by ammonium sulphate precipitation followed by antigen affinity chromatography using the immunizing peptide.
Protein Sequence	ELQDVECEERPR
MW	161; 161; 154; 144
Tested applications	ELISA, IF, IHC
Dilution range	ELISA: 1:16000, IHC-P: 8 µg/ml

Biorbyt Ltd.

7 Signet Court, Swann Road
Cambridge
CB5 8LA
United Kingdom

Email: info@biorbyt.com, support@biorbyt.com

Phone: [+44 \(0\)1223 859353](tel:+44(0)1223859353) | Fax: [+1 \(415\) 651-8558](tel:+1(415)651-8558)

Biorbyt LLC

68 TW Alexander Drive
Research Triangle Park
Durham
NC 27713
United States

Email: info@biorbyt.com, support@biorbyt.com

Phone: [+1 \(415\) 906-5211](tel:+1(415)906-5211) | Fax: [+1 \(415\) 651-8558](tel:+1(415)651-8558)

Application notes

IHC: Paraffin embedded Human Brain (Coretx). Recommended concentration: 8µg/ml.. Notes: Immunofluorescence: Strong expression of the protein seen in the Golgi of HeLa and NIH3T3 cells. Recommended concentration: 10µg/ml.

Storage

Maintain refrigerated at 2-8°C for up to 2 weeks. For long term storage store at -20°C in small aliquots to prevent freeze-thaw cycles.

Note

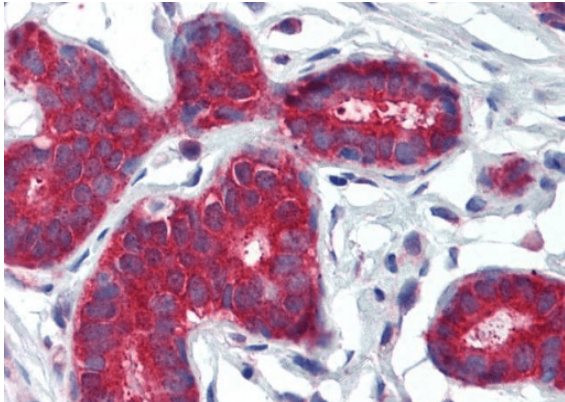
For research use only

Entrez

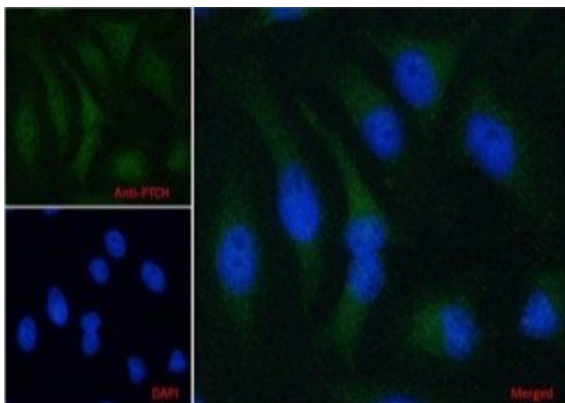
5727

Expiration Date

12 months from date of receipt.



orb125007 (3.75µg/ml) staining of paraffin embedded Human Breast. Steamed antigen retrieval with citrate buffer pH 6, AP-staining.



Immunofluorescence analysis of HeLa cells using PTCH1 antibody

Biorbyt Ltd.

7 Signet Court, Swann Road
Cambridge
CB5 8LA
United Kingdom

Email: info@biorbyt.com, support@biorbyt.com

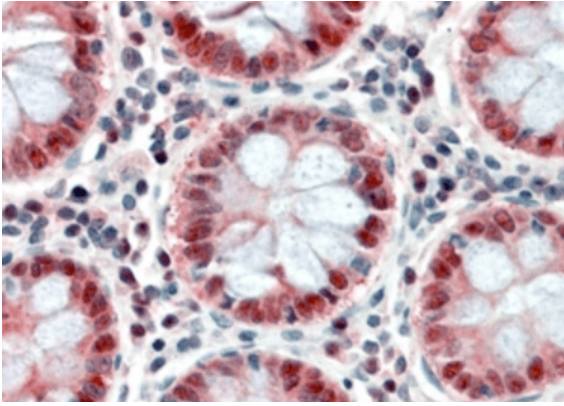
Phone: +44 (0)1223 859353 | Fax: +1 (415) 651-8558

Biorbyt LLC

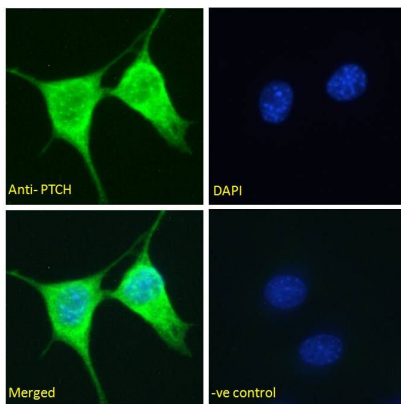
68 TW Alexander Drive
Research Triangle Park
Durham
NC 27713
United States

Email: info@biorbyt.com, support@biorbyt.com

Phone: +1 (415) 906-5211 | Fax: +1 (415) 651-8558



orb125007 (3.8µg/ml) staining of paraffin embedded Human Colon. Steamed antigen retrieval with citrate buffer pH 6, AP-staining.



Immunofluorescence analysis of NIH3T3 cells using PTCH1 antibody

Biorbyt Ltd.

7 Signet Court, Swann Road
Cambridge
CB5 8LA
United Kingdom

Email: info@biorbyt.com, support@biorbyt.com

Phone: [+44 \(0\)1223 859353](tel:+44(0)1223859353) | Fax: [+1 \(415\) 651-8558](tel:+1(415)651-8558)

Biorbyt LLC

68 TW Alexander Drive
Research Triangle Park
Durham
NC 27713
United States

Email: info@biorbyt.com, support@biorbyt.com

Phone: [+1 \(415\) 906-5211](tel:+1(415)906-5211) | Fax: [+1 \(415\) 651-8558](tel:+1(415)651-8558)