

Product Datasheet

CADM3 Antibody (orb1240072)

| | |
|-----------------------------|---|
| Catalog Number | orb1240072 |
| Category | Antibodies |
| Description | CADM3 Antibody |
| Target | CADM3 |
| Clonality | Polyclonal |
| Species/Host | Rabbit |
| Isotype | IgG |
| Conjugation | Unconjugated |
| Reactivity | Human, Mouse, Rat |
| Form/Appearance | Liquid |
| Concentration | 1 mg/mL |
| Buffer/Preservatives | CADM3 antibody is supplied in PBS containing 0.02% sodium azide. |
| Purification | CADM3 antibody is affinity chromatography purified via peptide column. |
| Immunogen | CADM3 antibody was raised against a 16 amino acid peptide near the center of human CADM3. The immunogen is located within amino acids 220 - 270 of CADM3. |
| UniProt ID | Q8N126 |
| MW | Predicted: 44, 48 kDa Observed: 50 kDa |
| Tested applications | ELISA, IF, IHC-P, WB |

Biorbyt Ltd.

7 Signet Court, Swann Road
Cambridge
CB5 8LA
United Kingdom

Email: info@biorbyt.com, support@biorbyt.com

Phone: [+44 \(0\)1223 859353](tel:+44(0)1223859353) | Fax: [+1 \(415\) 651-8558](tel:+1(415)651-8558)

Biorbyt LLC

68 TW Alexander Drive
Research Triangle Park
Durham
NC 27713
United States

Email: info@biorbyt.com, support@biorbyt.com

Phone: [+1 \(415\) 906-5211](tel:+1(415)906-5211) | Fax: [+1 \(415\) 651-8558](tel:+1(415)651-8558)

Application notes

CADM3 antibody can be used for detection of CADM3 by Western blot at 1 - 2 $\mu\text{g/ml}$. Antibody can also be used for immunohistochemistry starting at 5 $\mu\text{g/mL}$. For immunofluorescence start at 20 $\mu\text{g/mL}$. Antibody validated: Western Blot in human samples; Immunohistochemistry in mouse samples and Immunofluorescence in mouse samples. All other applications and species not yet tested.

Specificity

CADM3 antibody is human, mouse and rat reactive. At least three isoforms are known to exist; this antibody will only detect the two longest isoforms. CADM3 antibody is predicted to not cross-react with other members of the CADM protein family.

Antibody Type

Primary Antibody

Modifications

None

Storage

Maintain refrigerated at 2-8°C for up to 2 weeks. For long term storage store at -20°C in small aliquots to prevent freeze-thaw cycles.

Note

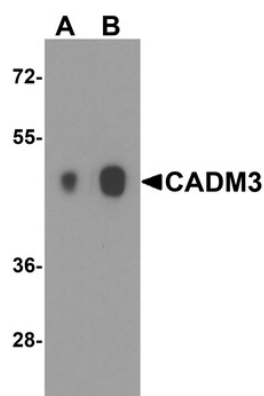
For research use only

NCBI

NP_067012

Expiration Date

12 months from date of receipt.



Western blot analysis of CADM3 in human brain tissue lysate with CADM3 antibody at (A) 1 and (B) 2 $\mu\text{g/ml}$.

Biorbyt Ltd.

7 Signet Court, Swann Road
Cambridge
CB5 8LA
United Kingdom

Email: info@biorbyt.com, support@biorbyt.com

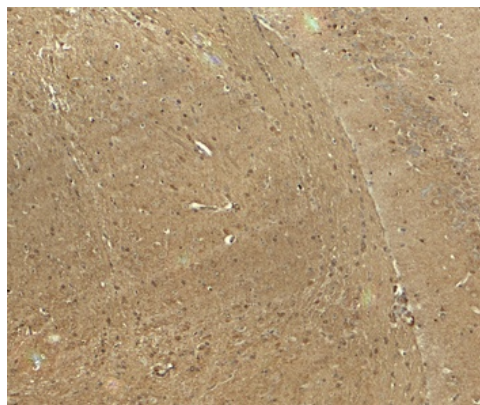
Phone: [+44 \(0\)1223 859353](tel:+44(0)1223859353) | Fax: [+1 \(415\) 651-8558](tel:+1(415)651-8558)

Biorbyt LLC

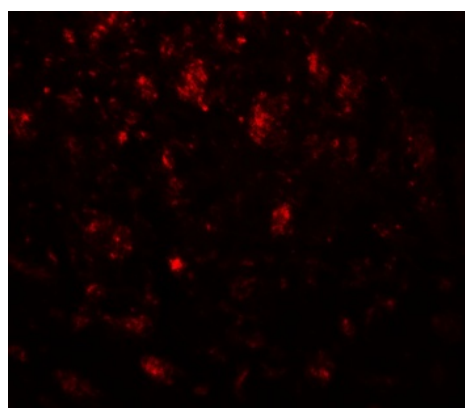
68 TW Alexander Drive
Research Triangle Park
Durham
NC 27713
United States

Email: info@biorbyt.com, support@biorbyt.com

Phone: [+1 \(415\) 906-5211](tel:+1(415)906-5211) | Fax: [+1 \(415\) 651-8558](tel:+1(415)651-8558)



Immunohistochemistry of CADM3 in mouse brain tissue with CADM3 antibody at 5 µg/ml.



Immunofluorescence of CADM3 in mouse brain tissue with CADM3 antibody at 20 µg/ml.

Biorbyt Ltd.

7 Signet Court, Swann Road
Cambridge
CB5 8LA
United Kingdom

Email: info@biorbyt.com, support@biorbyt.com

Phone: [+44 \(0\)1223 859353](tel:+44(0)1223859353) | Fax: [+1 \(415\) 651-8558](tel:+1(415)651-8558)

Biorbyt LLC

68 TW Alexander Drive
Research Triangle Park
Durham
NC 27713
United States

Email: info@biorbyt.com, support@biorbyt.com

Phone: [+1 \(415\) 906-5211](tel:+1(415)906-5211) | Fax: [+1 \(415\) 651-8558](tel:+1(415)651-8558)