

## Product Datasheet

### TNFRSF25 Antibody (orb1239336)

<b>Catalog Number</b>	orb1239336
<b>Category</b>	Antibodies
<b>Description</b>	TNFRSF25 Antibody
<b>Target</b>	TNFRSF25
<b>Clonality</b>	Polyclonal
<b>Species/Host</b>	Rabbit
<b>Isotype</b>	IgG
<b>Conjugation</b>	Unconjugated
<b>Reactivity</b>	Human, Mouse
<b>Form/Appearance</b>	Liquid
<b>Concentration</b>	1 mg/ml
<b>Buffer/Preservatives</b>	DR3 Antibody is supplied in PBS containing 0.02% sodium azide.
<b>Purification</b>	DR3 Antibody is affinity chromatography purified via peptide column.
<b>Immunogen</b>	DR3 antibody was raised against a peptide corresponding to amino acids in extracellular domain of human DR3 precursor. The immunogen is located within amino acids 50 - 100 of DR3.
<b>UniProt ID</b>	<b>Q93038</b>
<b>MW</b>	59 kDa
<b>Tested applications</b>	ELISA, ICC, IF, WB

**Biorbyt Ltd.**

7 Signet Court, Swann Road  
Cambridge  
CB5 8LA  
United Kingdom

Email: [info@biorbyt.com](mailto:info@biorbyt.com), [support@biorbyt.com](mailto:support@biorbyt.com)

Phone: [+44 \(0\)1223 859353](tel:+44(0)1223859353) | Fax: [+1 \(415\) 651-8558](tel:+1(415)651-8558)

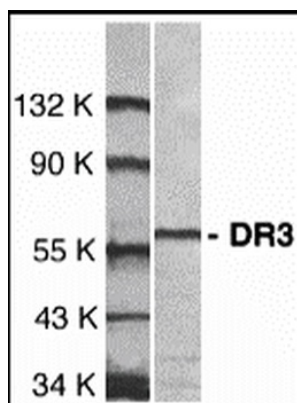
**Biorbyt LLC**

68 TW Alexander Drive  
Research Triangle Park  
Durham  
NC 27713-2847  
United States

Email: [info@biorbyt.com](mailto:info@biorbyt.com), [support@biorbyt.com](mailto:support@biorbyt.com)

Phone: [+1 \(415\) 906-5211](tel:+1(415)906-5211) | Fax: [+1 \(415\) 651-8558](tel:+1(415)651-8558)

<b>Application notes</b>	DR3 antibody can be used for detection of DR3 expression by Western blot at 1 µg/mL. 59 kDa band should be detected. Antibody can also be used for immunocytochemistry starting at 10 µg/mL. For immunofluorescence start at 20 µg/mL. Antibody validated: Western Blot in human samples; Immunocytochemistry in human samples and Immunofluorescence in human samples. All other applications and species not yet tested.
<b>Antibody Type</b>	Primary Antibody
<b>Modifications</b>	None
<b>Storage</b>	Maintain refrigerated at 2-8°C for up to 2 weeks. For long term storage store at -20°C in small aliquots to prevent freeze-thaw cycles.
<b>Note</b>	For research use only
<b>NCBI</b>	<b>AAQ88676</b>
<b>Expiration Date</b>	12 months from date of receipt.



Western blot analysis of DR3 in Jurkat total cell lysate with DR3 antibody at 1:1000 dilution.

**Biorbyt Ltd.**

7 Signet Court, Swann Road  
Cambridge  
CB5 8LA  
United Kingdom

Email: [info@biorbyt.com](mailto:info@biorbyt.com), [support@biorbyt.com](mailto:support@biorbyt.com)

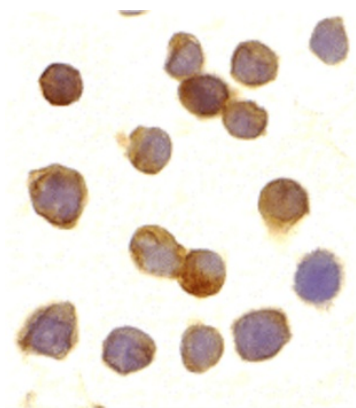
Phone: +44 (0)1223 859353 | Fax: +1 (415) 651-8558

**Biorbyt LLC**

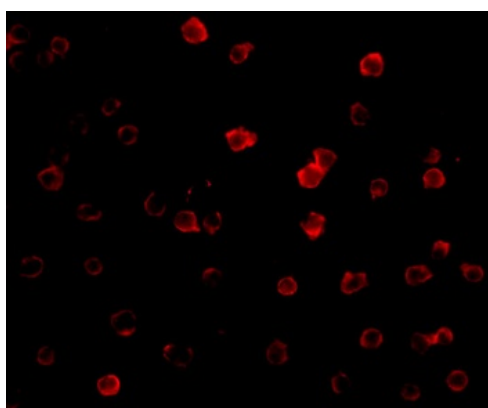
68 TW Alexander Drive  
Research Triangle Park  
Durham  
NC 27713-2847  
United States

Email: [info@biorbyt.com](mailto:info@biorbyt.com), [support@biorbyt.com](mailto:support@biorbyt.com)

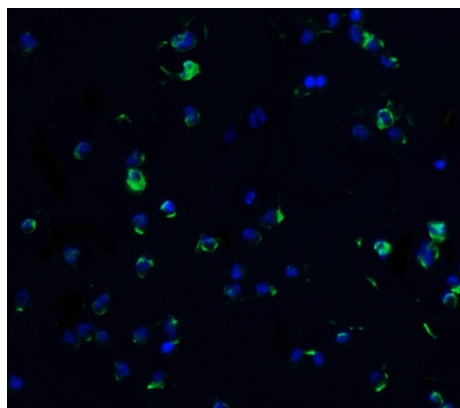
Phone: +1 (415) 906-5211 | Fax: +1 (415) 651-8558



Immunocytochemistry of DR3 in Jurkat cells with DR3 antibody at 10 µg/mL.



Immunofluorescence of DR3 in Jurkat cells with DR3 antibody at 20 µg/mL.



Immunofluorescence of DR3 in Jurkat cells with DR3 antibody at 20 µg/mL. Green: DR3 Antibody (orb1239336) Blue: DAPI staining.

**Biorbyt Ltd.**

7 Signet Court, Swann Road  
Cambridge  
CB5 8LA  
United Kingdom

Email: [info@biorbyt.com](mailto:info@biorbyt.com), [support@biorbyt.com](mailto:support@biorbyt.com)

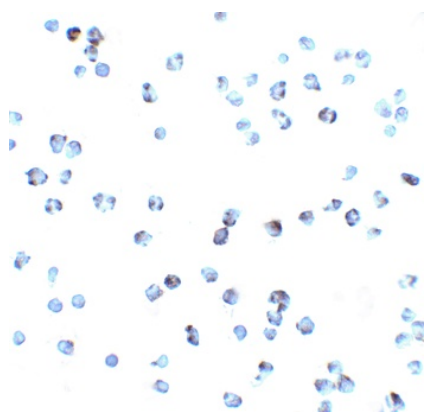
Phone: [+44 \(0\)1223 859353](tel:+44(0)1223859353) | Fax: [+1 \(415\) 651-8558](tel:+1(415)651-8558)

**Biorbyt LLC**

68 TW Alexander Drive  
Research Triangle Park  
Durham  
NC 27713-2847  
United States

Email: [info@biorbyt.com](mailto:info@biorbyt.com), [support@biorbyt.com](mailto:support@biorbyt.com)

Phone: [+1 \(415\) 906-5211](tel:+1(415)906-5211) | Fax: [+1 \(415\) 651-8558](tel:+1(415)651-8558)



Immunocytochemistry of DR3 in Jurkat cells with DR3 antibody at 10 µg/mL.

**Biorbyt Ltd.**

7 Signet Court, Swann Road

Cambridge

CB5 8LA

United Kingdom

Email: [info@biorbyt.com](mailto:info@biorbyt.com), [support@biorbyt.com](mailto:support@biorbyt.com)

Phone: [+44 \(0\)1223 859353](tel:+44(0)1223859353) | Fax: [+1 \(415\) 651-8558](tel:+1(415)651-8558)

**Biorbyt LLC**

68 TW Alexander Drive

Research Triangle Park

Durham

NC 27713-2847

United States

Email: [info@biorbyt.com](mailto:info@biorbyt.com), [support@biorbyt.com](mailto:support@biorbyt.com)

Phone: [+1 \(415\) 906-5211](tel:+1(415)906-5211) | Fax: [+1 \(415\) 651-8558](tel:+1(415)651-8558)