

Product Datasheet

LY96 Antibody (orb1238807)

Catalog Number	orb1238807
Category	Antibodies
Description	LY96 Antibody
Target	LY96
Clonality	Monoclonal
Species/Host	Mouse
Isotype	IgG1
Conjugation	Unconjugated
Reactivity	Human, Mouse, Rat
Form/Appearance	Liquid
Concentration	1 mg/mL
Buffer/Preservatives	MD-2 Monoclonal Antibody is supplied in PBS containing 0.02% sodium azide.
Purification	MD-2 Monoclonal Antibody is Protein A purified.
Immunogen	Mouse monoclonal MD-2 antibody was raised against a recombinant protein corresponding to amino acids 2 to 160 of human MD-2.
UniProt ID	Q9Y6Y9
Tested applications	ELISA, ICC, IF, IHC-P, WB

Biorbyt Ltd.

7 Signet Court, Swann Road
Cambridge
CB5 8LA
United Kingdom

Email: info@biorbyt.com, support@biorbyt.com

Phone: [+44 \(0\)1223 859353](tel:+44(0)1223859353) | Fax: [+1 \(415\) 651-8558](tel:+1(415)651-8558)

Biorbyt LLC

68 TW Alexander Drive
Research Triangle Park
Durham
NC 27713-2847
United States

Email: info@biorbyt.com, support@biorbyt.com

Phone: [+1 \(415\) 906-5211](tel:+1(415)906-5211) | Fax: [+1 \(415\) 651-8558](tel:+1(415)651-8558)

Application notes

MD-2 antibody can be used for detection of MD-2 by Western blot at 1 µg/mL. Antibody can also be used for immunohistochemistry starting at 2 µg/mL. Antibody validated: Western Blot in recombinant protein; Immunohistochemistry in human samples; Immunofluorescence in mouse samples. All other applications and species not yet tested.

Antibody Type

Primary Antibody

Clone Number

1A2E3

Modifications

None

Storage

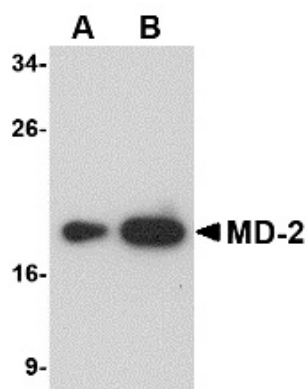
Maintain refrigerated at 2-8°C for up to 2 weeks. For long term storage store at -20°C in small aliquots to prevent freeze-thaw cycles.

Note

For research use only

NCBI**NP_056179****Expiration Date**

12 months from date of receipt.



Western blot analysis of (A) 25 and (B) 125 ng of MD-2 recombinant protein with MD-2 antibody at 1 µg/mL.

Biorbyt Ltd.

7 Signet Court, Swann Road
Cambridge
CB5 8LA
United Kingdom

Email: info@biorbyt.com, support@biorbyt.com

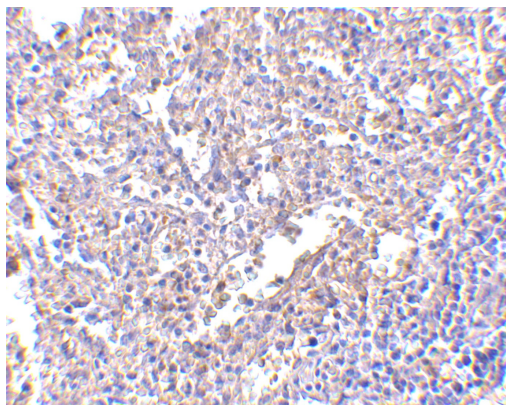
Phone: +44 (0)1223 859353 | Fax: +1 (415) 651-8558

Biorbyt LLC

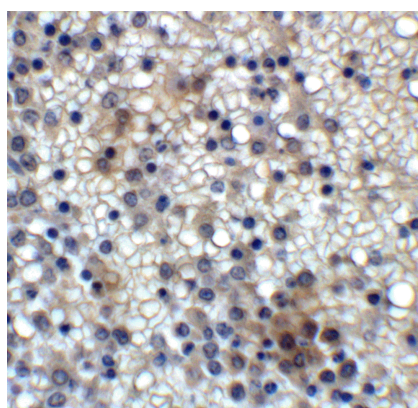
68 TW Alexander Drive
Research Triangle Park
Durham
NC 27713-2847
United States

Email: info@biorbyt.com, support@biorbyt.com

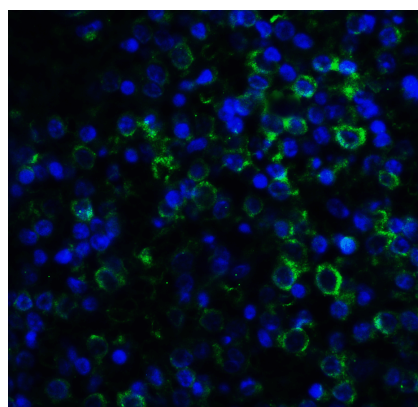
Phone: +1 (415) 906-5211 | Fax: +1 (415) 651-8558



Immunohistochemistry of MD-2 in human spleen with MD-2 antibody at 2.5 µg/mL.



Immunohistochemistry of MD-2 in human spleen with MD-2 Antibody at 2 µg/ml.



Immunofluorescence of MD-2 in human spleen with MD-2 Antibody at 20 µg/ml.

Biorbyt Ltd.

7 Signet Court, Swann Road
Cambridge
CB5 8LA
United Kingdom

Email: info@biorbyt.com, support@biorbyt.com

Phone: [+44 \(0\)1223 859353](tel:+44(0)1223859353) | Fax: [+1 \(415\) 651-8558](tel:+1(415)651-8558)

Biorbyt LLC

68 TW Alexander Drive
Research Triangle Park
Durham
NC 27713-2847
United States

Email: info@biorbyt.com, support@biorbyt.com

Phone: [+1 \(415\) 906-5211](tel:+1(415)906-5211) | Fax: [+1 \(415\) 651-8558](tel:+1(415)651-8558)