

## Product Datasheet

### IFIH1 Antibody (orb1238796)

<b>Catalog Number</b>	orb1238796
<b>Category</b>	Antibodies
<b>Description</b>	IFIH1 Antibody
<b>Target</b>	IFIH1
<b>Clonality</b>	Polyclonal
<b>Species/Host</b>	Rabbit
<b>Isotype</b>	IgG
<b>Conjugation</b>	Unconjugated
<b>Reactivity</b>	Human, Mouse
<b>Form/Appearance</b>	Liquid
<b>Concentration</b>	1 mg/mL
<b>Buffer/Preservatives</b>	MDA5 Antibody is supplied in PBS containing 0.02% sodium azide.
<b>Purification</b>	MDA5 Antibody is affinity chromatography purified via peptide column.
<b>Immunogen</b>	MDA5 antibody was raised against a 16 amino acid synthetic peptide from near the carboxy terminus of human MDA5. The immunogen is located within the last 50 amino acids of MDA5.
<b>UniProt ID</b>	<b>Q9BYX4</b>
<b>MW</b>	Predicted: 113 kDa Observed: 115 kDa
<b>Tested applications</b>	ELISA, IF, IHC-P, WB

#### Biorbyt Ltd.

7 Signet Court, Swann Road  
Cambridge  
CB5 8LA  
United Kingdom

Email: [info@biorbyt.com](mailto:info@biorbyt.com), [support@biorbyt.com](mailto:support@biorbyt.com)  
Phone: [+44 \(0\)1223 859353](tel:+44(0)1223859353) | Fax: [+1 \(415\) 651-8558](tel:+1(415)651-8558)

#### Biorbyt LLC

68 TW Alexander Drive  
Research Triangle Park  
Durham  
NC 27713  
United States

Email: [info@biorbyt.com](mailto:info@biorbyt.com), [support@biorbyt.com](mailto:support@biorbyt.com)  
Phone: [+1 \(415\) 906-5211](tel:+1(415)906-5211) | Fax: [+1 \(415\) 651-8558](tel:+1(415)651-8558)

**Application notes**

MDA5 antibody can be used for detection of MDA5 by Western blot at 1 - 4  $\mu\text{g/mL}$ . Antibody can also be used for immunohistochemistry starting at 5  $\mu\text{g/mL}$ . For immunofluorescence start at 20  $\mu\text{g/mL}$ . Antibody validated: Western Blot in human samples; Immunohistochemistry in human samples and Immunofluorescence in human samples. All other applications and species not yet tested.

**Antibody Type**

Primary Antibody

**Modifications**

None

**Storage**

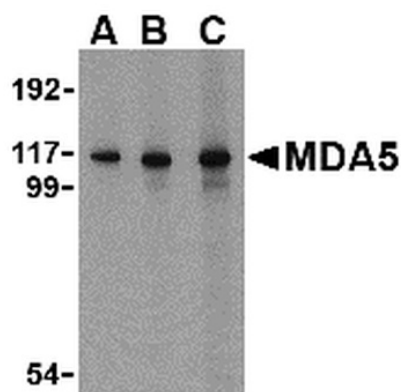
Maintain refrigerated at 2-8°C for up to 2 weeks. For long term storage store at 20°C in small aliquots to prevent freeze-thaw cycles.

**Note**

For research use only

**NCBI**[NP\\_071451](#)**Expiration Date**

12 months from date of receipt.



Western blot analysis of MDA5 in Daudi cell lysate with MDA5 antibody at (A) 1, (B) 2 and (C) 4  $\mu\text{g/mL}$ .

**Biorbyt Ltd.**

7 Signet Court, Swann Road  
Cambridge  
CB5 8LA  
United Kingdom

Email: [info@biorbyt.com](mailto:info@biorbyt.com), [support@biorbyt.com](mailto:support@biorbyt.com)

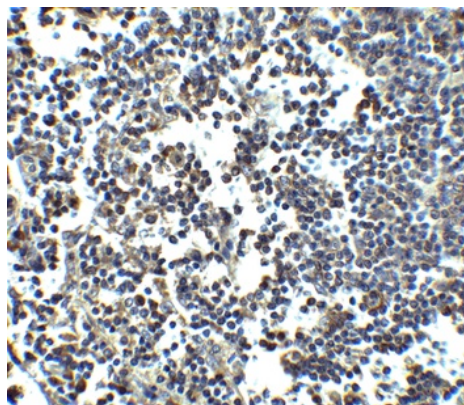
Phone: +44 (0)1223 859353 | Fax: +1 (415) 651-8558

**Biorbyt LLC**

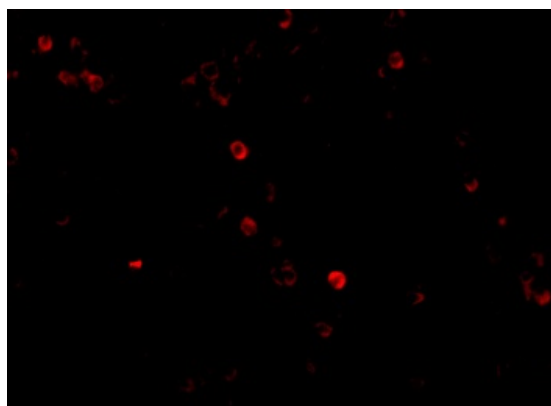
68 TW Alexander Drive  
Research Triangle Park  
Durham  
NC 27713  
United States

Email: [info@biorbyt.com](mailto:info@biorbyt.com), [support@biorbyt.com](mailto:support@biorbyt.com)

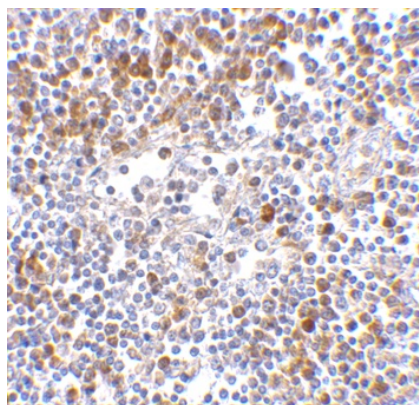
Phone: +1 (415) 906-5211 | Fax: +1 (415) 651-8558



Immunohistochemistry of MDA5 in human lymph node tissue with MDA5 antibody at 2.5 µg/ml.



Immunofluorescence of MDA5 in Human Lymph Node cells with MDA5 antibody at 20 ug/mL.



Immunohistochemistry of MDA5 in human lymph node tissue with MDA5 antibody at 5 µg/mL.

**Biorbyt Ltd.**

7 Signet Court, Swann Road  
Cambridge  
CB5 8LA  
United Kingdom

Email: [info@biorbyt.com](mailto:info@biorbyt.com), [support@biorbyt.com](mailto:support@biorbyt.com)

Phone: [+44 \(0\)1223 859353](tel:+44(0)1223859353) | Fax: [+1 \(415\) 651-8558](tel:+1(415)651-8558)

**Biorbyt LLC**

68 TW Alexander Drive  
Research Triangle Park  
Durham  
NC 27713  
United States

Email: [info@biorbyt.com](mailto:info@biorbyt.com), [support@biorbyt.com](mailto:support@biorbyt.com)

Phone: [+1 \(415\) 906-5211](tel:+1(415)906-5211) | Fax: [+1 \(415\) 651-8558](tel:+1(415)651-8558)