Product Datasheet

SARS-CoV-2 (COVID-19) Spike P681R Antibody [7E3C5] (Delta Variant) (orb1238696)

Catalog Number	orb1238696
Category	Antibodies
Description	SARS-CoV-2 (COVID-19) Spike P681R Antibody [7E3C5] (Delta Variant)
Target	S
Clonality	Monoclonal
Species/Host	Mouse
Isotype	IgG2
Conjugation	Unconjugated
Reactivity	Virus
Form/Appearance	Liquid
Concentration	1 mg/mL
Buffer/Preservatives	SARS-CoV-2 Spike P681R (Delta Variant) antibody is supplied in PBS containing 0.02% sodium azide.
Purification	Anti-SARS-CoV-2 Spike P681R (Delta Variant) antibody is Protein G purified.
Immunogen	Anti-SARS-CoV-2 Spike 681R (Delta Variant) antibody (orb1238696) was raised against a peptide corresponding to 12 amino acids near the cleavage site of SARS-CoV-2 Delta variant Spike protein. The immunogen is located within 650-700 amino acids of SARS-CoV-2 Delta variant Spike protein.
UniProt ID	**P0DTC2**

Biorbyt Ltd.
7 Signet Court, Swann Road
Cambridge
CB5 8LA
United Kingdom
Email: info@biorbyt.com, support@biorbyt.com
Phone: +44 (0)1223 859353 | Fax: +1 (415) 651-8558

Biorbyt LLC
68 TW Alexander Drive
Research Triangle Park
Durham
NC 27713
United States
Email: info@biorbyt.com, support@biorbyt.com
Phone: +1 (415) 906-5211 | Fax: +1 (415) 651-8558

Tested applications	ELISA, IHC-P
Antibody Type	Primary Antibody
Clone Number	7E3C5
Modifications	None
Storage	Maintain refrigerated at 2-8°C for up to 2 weeks. For long term storage store at -20°C in small aliquots to prevent freeze-thaw cycles.
Note	For research use only
NCBI	**QHD43416**

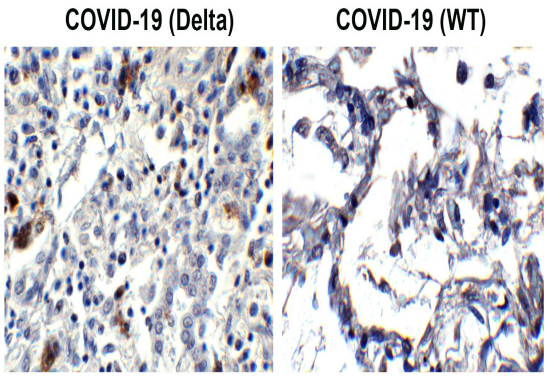

Immunohistochemistry Validation of Spike in Delta Variant COVID-19 Patient Lung Tissue.Immunohistochemical analysis of paraffin-embedded patient lung tissue using anti-Spike P681R antibody (orb1238696) at 20 µg/ml. Tissue was fixed with formaldehyde and blocked with 10% serum for 1 h at RT; antigen retrieval was by heat mediation with a citrate buffer (pH6). Samples were incubated with primary antibody overnight at 4°C. A goat anti-rabbit IgG H&L (HRP) at 1/250 was used as secondary. Counter stained with Hematoxylin. Strong spike protein signal was observed in the Delta variant COVID-19 patient lung, but not in WT COVID-19 patient lung.

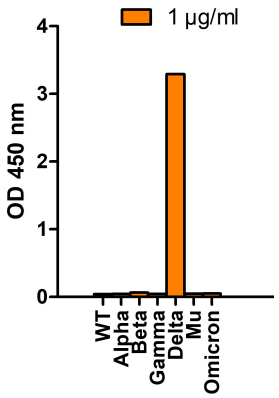

SARS-Cov-2 Spike P681R (Delta Variant) Antibodies Specifically Detect Delta Variant Spike S1 Protein in an ELISA.Coating Antigen: SARS-CoV-2 spike S1 proteins WT, alpha variant (B.1.1.7), beta variant (B.1.351), gamma variant (P.1), delta variant (B.1.617.2), mu variant (B.1.621), and omicron variant (B.1.1.529), 1 µg/mL, incubated at 4°C overnight. Detection Antibodies: SARS-CoV-2 Spike P681R (Delta Variant) antibody, orb1238696, 1 µg/mL, incubated at RT for 1 hr. Secondary Antibodies: Goat anti-mouse HRP at 1:5000, incubated at RT for 1 hr.

Biorbyt Ltd.
7 Signet Court, Swann Road
Cambridge
CB5 8LA
United Kingdom
Email: info@biorbyt.com, support@biorbyt.com
Phone: +44 (0)1223 859353 | Fax: +1 (415) 651-8558

Biorbyt LLC
68 TW Alexander Drive
Research Triangle Park
Durham
NC 27713
United States
Email: info@biorbyt.com, support@biorbyt.com
Phone: +1 (415) 906-5211 | Fax: +1 (415) 651-8558

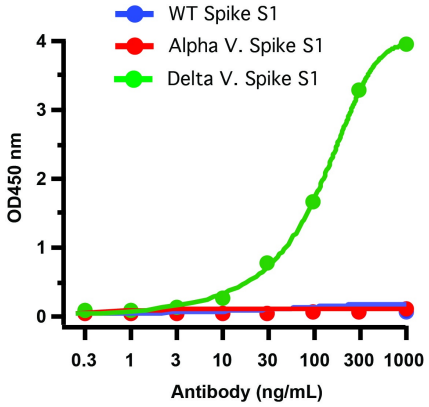

ELISA Validation of Delta Variant Spike S1 Antibodies with SARS-CoV-2 Delta Variant Spike S1 Protein.Coating Antigen: SARS-CoV-2 spike S1 proteins, WT, Alpha and Delta variants, 1 µg/mL, incubated at 4°C overnight. Detection Antibodies: SARS-CoV-2 Spike P681R (Delta Variant) antibody, orb1238696, dilution: 0.3-1000 ng/mL, incubated at RT for 1 hr. Secondary Antibodies: Goat anti-mouse HRP at 1:5000, incubated at RT for 1 hr. SARS-CoV-2 Spike P681R (Delta Variant) antibody specifically detects spike S1 protein of Delta variant, but not WT and Alpha variant.

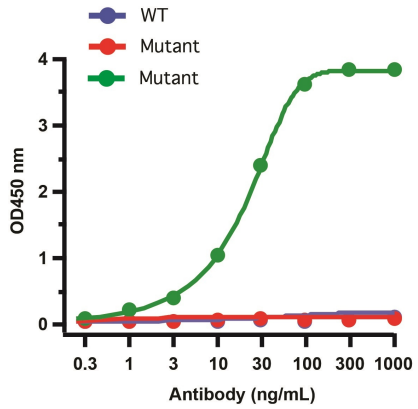

ELISA Validation of Delta Variant Spike S1 Antibodies with Mutant and WT Peptide.Coating Antigen: SARS-CoV-2 spike S1 peptides: WT (orb1231701), Alpha variant (orb1231664), and Delta variant (orb1231658), 1 µg/mL, incubated at 4°C overnight. Detection Antibodies: SARS-CoV-2 delta spike P681R antibody, orb1238696, dilution: 0.3-1000 ng/mL, incubated at RT for 1 hr. Secondary Antibodies: Goat anti-mouse HRP at 1:5000, incubated at RT for 1 hr. SARS-CoV-2 Spike P681R (Delta Variant) antibody detects Delta variant spike S1 peptide (681R, orb1231658), but not WT peptide (681P, orb1231701) and Alpha variant spike S1 peptide (681H, orb1231664).