

Product Datasheet

SARS-CoV-2 (COVID-19) Spike RBD + SD1 Recombinant Protein (orb1231587)

Catalog Number	orb1231587
Category	Proteins
Description	SARS-CoV-2 (COVID-19) Spike RBD + SD1 Recombinant Protein
Tag	His tag at C-terminus
Form/Appearance	Liquid
Concentration	1 mg/mL
Buffer/Preservatives	PBS
Purity	95%
Protein Sequence	Arg319-Ser591
MW	31.8 kD
Tested applications	ELISA, WB
Source	HEK293 cells
Storage	The protein is stable in a liquid state at -70°C for 12 months. Avoid repeated freeze-thaw cycles.
Dry Ice Shipping	Please note: This product requires shipment on dry ice. A dry ice surcharge will apply.
Note	For research use only
Expiration Date	6 months from date of receipt.

Biorbyt Ltd.

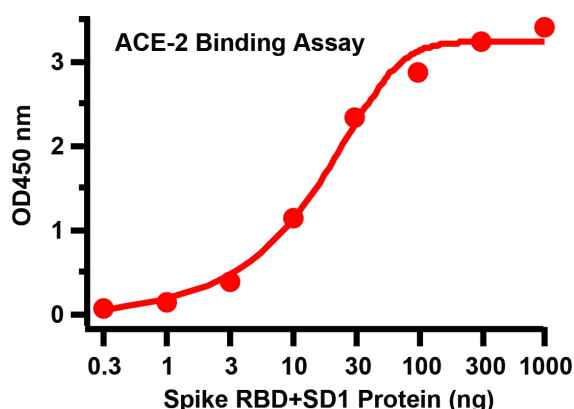
7 Signet Court, Swann Road
Cambridge
CB5 8LA
United Kingdom

Email: info@biorbyt.com, support@biorbyt.com
Phone: [+44 \(0\)1223 859353](tel:+44(0)1223859353) | Fax: [+1 \(415\) 651-8558](tel:+1(415)651-8558)

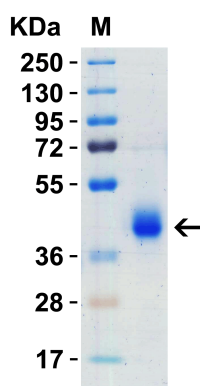
Biorbyt LLC

68 TW Alexander Drive
Research Triangle Park
Durham
NC 27713
United States

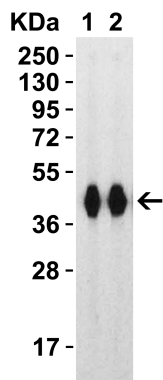
Email: info@biorbyt.com, support@biorbyt.com
Phone: [+1 \(415\) 906-5211](tel:+1(415)906-5211) | Fax: [+1 \(415\) 651-8558](tel:+1(415)651-8558)



Binding Assay of ACE2 and SARS-CoV-2 (COVID-19) Spike RBD + SD1 Recombinant Protein, Coating: SARS-CoV-2 (COVID-19) Spike RBD + SD1 recombinant protein (orb1231587) from 0.3 ng to 1000 ng. Capture: ACE2 recombinant protein, orb1231604 (0.5 µg/mL). Secondary: Goat anti-human IgG HRP conjugate at 1:10000 dilution.



SDS-PAGE Validation with SARS-CoV-2 (COVID-19) Spike RBD + SD1 Recombinant Protein. Loading: 1 µg SARS-CoV-2 (COVID-19) Spike RBD + SD1 recombinant protein, orb1231587. Observed: 40kD



Western Blot Validation with SARS-CoV-2 (COVID-19) Spike RBD + SD1 Recombinant Protein. Loading: 30 ng per lane of SARS-CoV-2 (COVID-19) Spike RBD + SD1 recombinant protein, orb1231587. Antibodies: SARS-CoV-2 (COVID-19) Spike RBD, orb1239994, 1h incubation at RT in 5% NFDN/TBST. Secondary: Goat anti-rabbit IgG HRP conjugate at 1:10000 dilution. Lane 1: 1 µg/mL and Lane 2: 2 µg/mL.

Biorbyt Ltd.

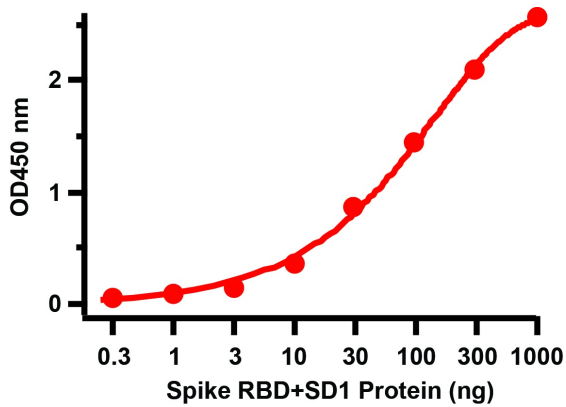
7 Signet Court, Swann Road
Cambridge
CB5 8LA
United Kingdom

Email: info@biorbyt.com, support@biorbyt.com
Phone: +44 (0)1223 859353 | Fax: +1 (415) 651-8558

Biorbyt LLC

68 TW Alexander Drive
Research Triangle Park
Durham
NC 27713
United States

Email: info@biorbyt.com, support@biorbyt.com
Phone: +1 (415) 906-5211 | Fax: +1 (415) 651-8558



ELISA Validation of SARS-CoV-2 (COVID-19) Spike RBD + SD1 Recombinant Protein. Coating Antigen: SARS-CoV-2 (COVID-19) Spike RBD + SD1 recombinant protein (orb1231587) from 0.3 ng to 1000 ng. Capture Antibody: SARS-CoV-2 (COVID-19) Spike RBD antibody, orb1239994 (1 µg/mL). Secondary: Goat anti-rabbit IgG HRP conjugate at 1:20000 dilution.

Biorbyt Ltd.

7 Signet Court, Swann Road
Cambridge
CB5 8LA
United Kingdom

Email: info@biorbyt.com, support@biorbyt.com

Phone: [+44 \(0\)1223 859353](tel:+44(0)1223859353) | Fax: [+1 \(415\) 651-8558](tel:+1(415)651-8558)

Biorbyt LLC

68 TW Alexander Drive
Research Triangle Park
Durham
NC 27713
United States

Email: info@biorbyt.com, support@biorbyt.com

Phone: [+1 \(415\) 906-5211](tel:+1(415)906-5211) | Fax: [+1 \(415\) 651-8558](tel:+1(415)651-8558)