

Product Datasheet

CEACAM5 Biosimilar Antibody (orb1173664)

Catalog Number	orb1173664
Category	Antibodies
Description	Anti-CEACAM5 (labetuzumab biosimilar) mAb
Target	CEACAM5
Clonality	Monoclonal
Species/Host	Human Humanized
Isotype	Human IgG1 - kappa
Conjugation	Unconjugated
Reactivity	Human
Form/Appearance	Powder
Reconstitution	Lyophilized from sterile PBS, pH 7.4. Normally 5 % - 8% trehalose is added as protectants before lyophilization. Please see Certificate of Analysis for specific instructions of reconstitution.
Purification	Purified from cell culture supernatant by affinity chromatography
UniProt ID	P06731
Tested applications	ELISA, FC
Dilution range	ELISA 1:5000-10000
Antibody Type	Biosimilar Antibody

Biorbyt Ltd.

7 Signet Court, Swann Road
Cambridge
CB5 8LA
United Kingdom

Email: info@biorbyt.com, support@biorbyt.com

Phone: [+44 \(0\)1223 859353](tel:+44(0)1223859353) | Fax: [+1 \(415\) 651-8558](tel:+1(415)651-8558)

Biorbyt LLC

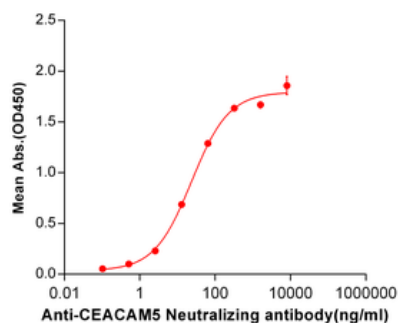
68 TW Alexander Drive
Research Triangle Park
Durham
NC 27713-2847
United States

Email: info@biorbyt.com, support@biorbyt.com

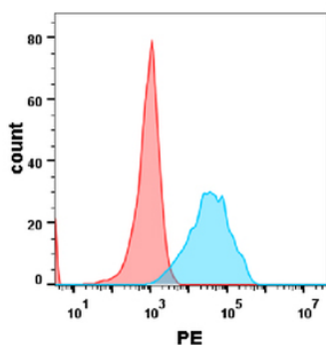
Phone: [+1 \(415\) 906-5211](tel:+1(415)906-5211) | Fax: [+1 \(415\) 651-8558](tel:+1(415)651-8558)

Storage	Maintain refrigerated at 2-8°C for up to 2 weeks. For long term storage store at -20°C in small aliquots to prevent freeze-thaw cycles.
Note	For research use only
Expiration Date	12 months from date of receipt.

Anti-CEACAM5 (labetuzumab biosimilar) mAb ELISA
0.2 µg of CEACAM5, His Tagged protein per well



ELISA plate pre-coated by 2 µg/ml (100 µL/well) Human CEACAM5, His tagged protein orb689419 can bind Anti-CEACAM5 Neutralizing antibody (orb1173664) in a linear range of 2.56-320 ng/ml.



Flow cytometry analysis with Anti-CEACAM5 (labetuzumab) on Expi293 cells transfected with human CEACAM5 (Blue histogram) or Expi293 transfected with irrelevant protein (Red histogram).

Biorbyt Ltd.

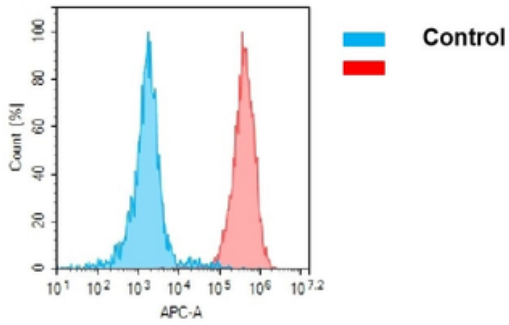
7 Signet Court, Swann Road
Cambridge
CB5 8LA
United Kingdom

Email: info@biorbyt.com, support@biorbyt.com
Phone: +44 (0)1223 859353 | Fax: +1 (415) 651-8558

Biorbyt LLC

68 TW Alexander Drive
Research Triangle Park
Durham
NC 27713-2847
United States

Email: info@biorbyt.com, support@biorbyt.com
Phone: +1 (415) 906-5211 | Fax: +1 (415) 651-8558

**A**

Flow cytometry analysis of antigen binding of anti-human CEACAM5 mAb (orb1173664). (A) A clear peak shift of orb1173664 was seen compared to the control when incubated with CEACAM5-expressing MKN45 cells, indicating strong binding of orb1173664 to CEACAM5. Antibodies were incubated at 2 µg/mL.

Biorbyt Ltd.

7 Signet Court, Swann Road
Cambridge
CB5 8LA
United Kingdom

Email: info@biorbyt.com, support@biorbyt.com

Phone: [+44 \(0\)1223 859353](tel:+44(0)1223859353) | Fax: [+1 \(415\) 651-8558](tel:+1(415)651-8558)

Biorbyt LLC

68 TW Alexander Drive
Research Triangle Park
Durham
NC 27713-2847
United States

Email: info@biorbyt.com, support@biorbyt.com

Phone: [+1 \(415\) 906-5211](tel:+1(415)906-5211) | Fax: [+1 \(415\) 651-8558](tel:+1(415)651-8558)