

Product Datasheet

VEGF Rabbit Polyclonal Antibody (orb11553)

Catalog Number	orb11553
Category	Antibodies
Description	VEGF Rabbit Polyclonal Antibody
Target	VEGF
Clonality	Polyclonal
Species/Host	Rabbit
Isotype	IgG
Conjugation	Unconjugated
Reactivity	Human, Mouse, Porcine, Rat
Form/Appearance	10 mM PBS, 0.02% sodium azide
Concentration	- 100 µg (in 200 µl): 0.5 mg/ml- 200 µg (in 400 µl): 0.5 mg/ml
Purity	Polyclonal antibodies are purified by peptide affinity chromatography
Immunogen	KLH conjugated synthetic peptide derived from human VEGF. Please contact us for the exact immunogen sequence. The peptide is available as orb374754.
UniProt ID	P15692
RRID	AB_10767611
MW	24 kDa
Tested applications	ELISA, IHC-P, WB

Biorbyt Ltd.

7 Signet Court, Swann Road
Cambridge
CB5 8LA
United Kingdom

Email: info@biorbyt.com, support@biorbyt.com

Phone: [+44 \(0\)1223 859353](tel:+44(0)1223859353) | Fax: [+1 \(415\) 651-8558](tel:+1(415)651-8558)

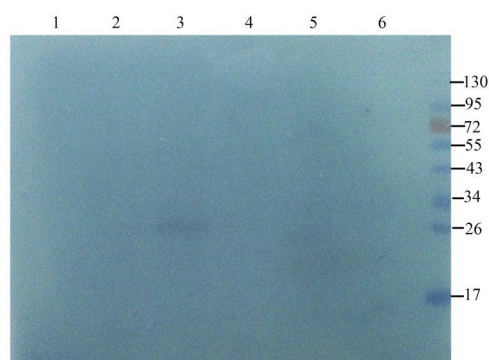
Biorbyt LLC

68 TW Alexander Drive
Research Triangle Park
Durham
NC 27713
United States

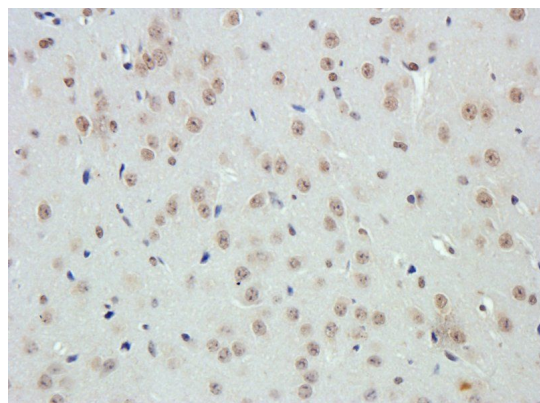
Email: info@biorbyt.com, support@biorbyt.com

Phone: [+1 \(415\) 906-5211](tel:+1(415)906-5211) | Fax: [+1 \(415\) 651-8558](tel:+1(415)651-8558)

Dilution range	IHC-P: 1:100-500 (based on 0.5 mg/ml), WB: 1:100-300
Storage	Maintain refrigerated at 2-8°C for up to 2 weeks. For long term storage store at -20°C in small aliquots to prevent freeze-thaw cycles.
Note	For research use only
Entrez	7422
NCBI	21, 001025366, 001020537
Expiration Date	12 months from date of receipt.



Western blot analysis of rat small intestines (lane 1), rat liver (lane 2), mouse kidney (lane 3), rat lung (lane 4), rat colon (lane 5), Hela cells (lane 6) using VEGF antibody (2.5 ug/ml)



IHC-P staining of mouse brain tissue using anti-VEGF (2.5 ug/ml)

Biorbyt Ltd.

7 Signet Court, Swann Road
Cambridge
CB5 8LA
United Kingdom

Email: info@biorbyt.com, support@biorbyt.com

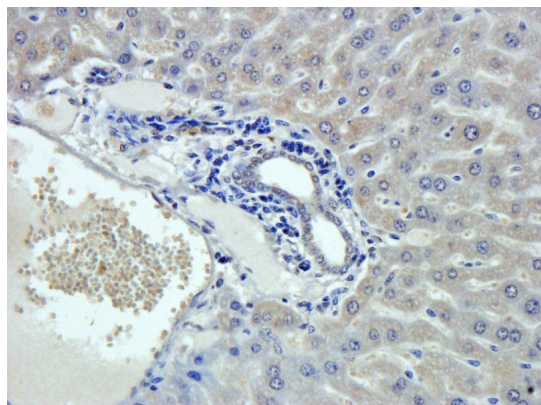
Phone: [+44 \(0\)1223 859353](tel:+44(0)1223859353) | Fax: [+1 \(415\) 651-8558](tel:+1(415)651-8558)

Biorbyt LLC

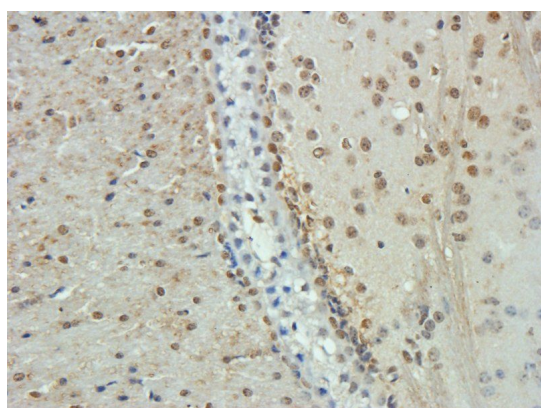
68 TW Alexander Drive
Research Triangle Park
Durham
NC 27713
United States

Email: info@biorbyt.com, support@biorbyt.com

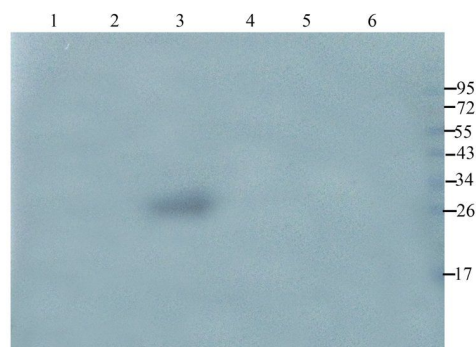
Phone: [+1 \(415\) 906-5211](tel:+1(415)906-5211) | Fax: [+1 \(415\) 651-8558](tel:+1(415)651-8558)



IHC-P image of mouse liver tissue using anti-VEGF (2.5 ug/ml)



Immunohistochemical staining of paraffin embedded mouse brain tissue using anti-VEGF (2.5 ug/ml)



WB analysis of rat small intestines (lane 1), rat liver (lane 2), mouse kidney (lane 3), rat lung (lane 4), rat colon (lane 5), Hela cells (lane 6) using VEGF antibody (2.5 ug/ml)

Biorbyt Ltd.

7 Signet Court, Swann Road
Cambridge
CB5 8LA
United Kingdom

Email: info@biorbyt.com, support@biorbyt.com

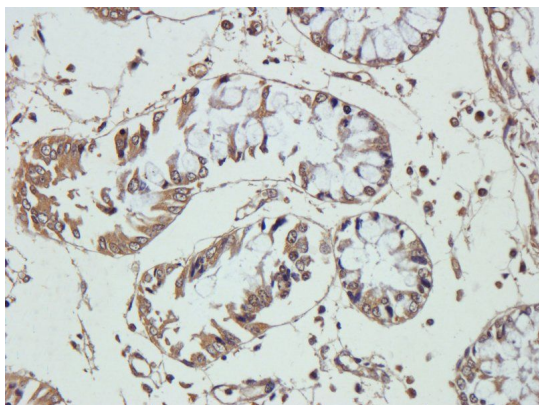
Phone: [+44 \(0\)1223 859353](tel:+44(0)1223859353) | Fax: [+1 \(415\) 651-8558](tel:+1(415)651-8558)

Biorbyt LLC

68 TW Alexander Drive
Research Triangle Park
Durham
NC 27713
United States

Email: info@biorbyt.com, support@biorbyt.com

Phone: [+1 \(415\) 906-5211](tel:+1(415)906-5211) | Fax: [+1 \(415\) 651-8558](tel:+1(415)651-8558)



Immunohistochemical staining of pig large intestines tissue using anti-VEGF (2.5 ug/ml)

Biorbyt Ltd.

7 Signet Court, Swann Road
Cambridge
CB5 8LA
United Kingdom

Email: info@biorbyt.com, support@biorbyt.com
Phone: [+44 \(0\)1223 859353](tel:+44(0)1223859353) | Fax: [+1 \(415\) 651-8558](tel:+1(415)651-8558)

Biorbyt LLC

68 TW Alexander Drive
Research Triangle Park
Durham
NC 27713
United States

Email: info@biorbyt.com, support@biorbyt.com
Phone: [+1 \(415\) 906-5211](tel:+1(415)906-5211) | Fax: [+1 \(415\) 651-8558](tel:+1(415)651-8558)