

Product Datasheet

NF-L Mouse Monoclonal Antibody (orb1152079)

Catalog Number	orb1152079
Category	Antibodies
Description	NF-L Mouse Monoclonal Antibody
Target	NEFL
Clonality	Monoclonal
Species/Host	Mouse
Isotype	IgG1
Conjugation	Unconjugated
Reactivity	Mouse, Rat
Predicted Reactivity	Human
Form/Appearance	Liquid
Buffer/Preservatives	0.01M PBS (pH7.4).
Purification	Affinity purified by Protein A
Immunogen	Recombinant Human NF-L Protein (1-543/543)
UniProt ID	P07196
MW	68 kDa
Tested applications	ELISA
Dilution range	ELISA=1:5000-10000

Biorbyt Ltd.

7 Signet Court, Swann Road
Cambridge
CB5 8LA
United Kingdom

Email: info@biorbyt.com, support@biorbyt.com
Phone: [+44 \(0\)1223 859353](tel:+44(0)1223859353) | Fax: [+1 \(415\) 651-8558](tel:+1(415)651-8558)

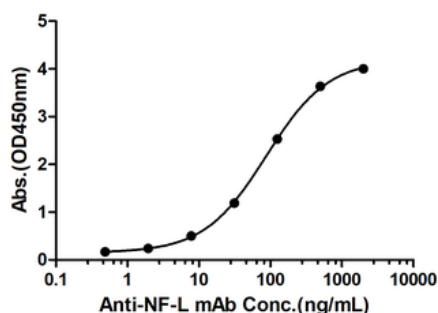
Biorbyt LLC

68 TW Alexander Drive
Research Triangle Park
Durham
NC 27713
United States

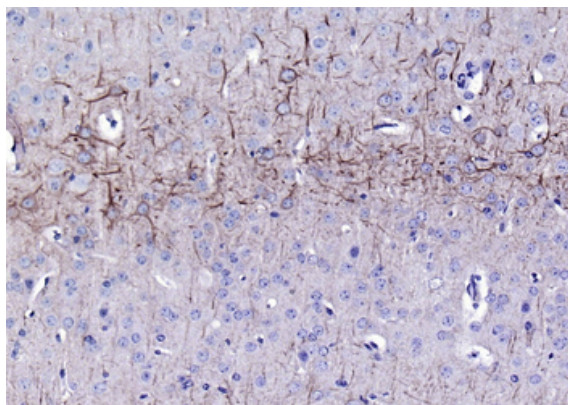
Email: info@biorbyt.com, support@biorbyt.com
Phone: [+1 \(415\) 906-5211](tel:+1(415)906-5211) | Fax: [+1 \(415\) 651-8558](tel:+1(415)651-8558)

Antibody Type	Primary Antibody
Clone Number	5H1
Storage	Maintain refrigerated at 2-8°C for up to 2 weeks. For long term storage store at -20°C in small aliquots to prevent freeze-thaw cycles.
Note	For research use only
Expiration Date	12 months from date of receipt.

Mouse Anti-Human NF-L Antibody Bind with Human NF-L protein, His Tag



Measured by its binding ability in a indirect ELISA. Immobilized Human NF-L protein, His Tag at 2 µg/mL (100 µl/well) can bind Mouse Anti-Human NF-L Antibody, the EC50 is 87.36 ng/ml.



Paraformaldehyde-fixed, paraffin embedded (mouse brain), Antigen retrieval by boiling in sodium citrate buffer (pH6.0) for 15 min, Block endogenous peroxidase by 3% hydrogen peroxide for 20 minutes, Blocking buffer (normal goat serum) at 37°C for 30 min, Antibody incubation with (NF-L) Monoclonal Antibody, Unconjugated (orb1152079) at 1:200 overnight at 4°C, followed by operating according to SP Kit (Mouse) instructions and DAB staining.

Biorbyt Ltd.

7 Signet Court, Swann Road
Cambridge
CB5 8LA
United Kingdom

Email: info@biorbyt.com, support@biorbyt.com

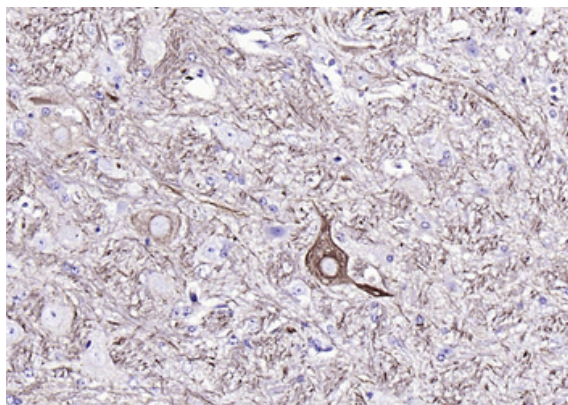
Phone: +44 (0)1223 859353 | Fax: +1 (415) 651-8558

Biorbyt LLC

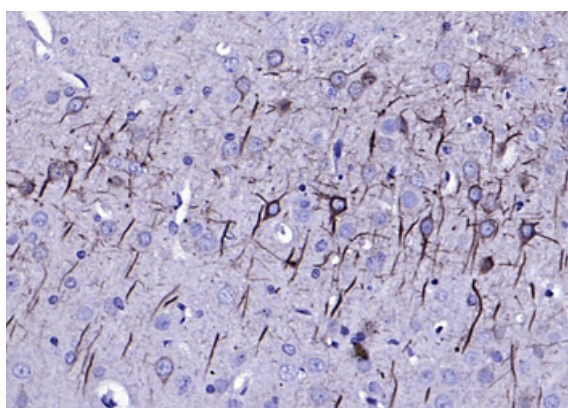
68 TW Alexander Drive
Research Triangle Park
Durham
NC 27713
United States

Email: info@biorbyt.com, support@biorbyt.com

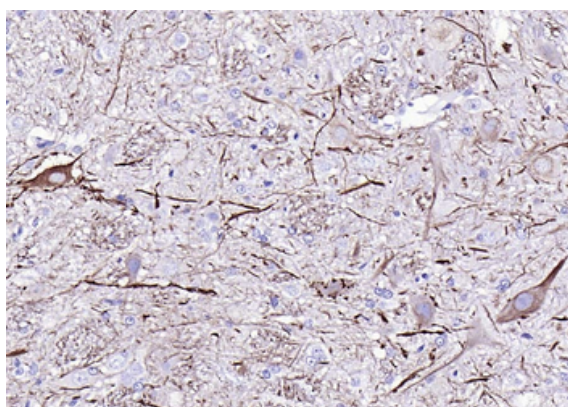
Phone: +1 (415) 906-5211 | Fax: +1 (415) 651-8558



Paraformaldehyde-fixed, paraffin embedded (mouse cerebellum), Antigen retrieval by boiling in sodium citrate buffer (pH6.0) for 15 min, Block endogenous peroxidase by 3% hydrogen peroxide for 20 minutes, Blocking buffer (normal goat serum) at 37°C for 30 min, Antibody incubation with (NF-L) Monoclonal Antibody, Unconjugated (orb1152079) at 1:200 overnight at 4°C, followed by operating according to SP Kit (Mouse) instructions and DAB staining.



Paraformaldehyde-fixed, paraffin embedded (rat brain), Antigen retrieval by boiling in sodium citrate buffer (pH6.0) for 15 min, Block endogenous peroxidase by 3% hydrogen peroxide for 20 minutes, Blocking buffer (normal goat serum) at 37°C for 30 min, Antibody incubation with (NF-L) Monoclonal Antibody, Unconjugated (orb1152079) at 1:200 overnight at 4°C, followed by operating according to SP Kit (Mouse) instructions and DAB staining.



Paraformaldehyde-fixed, paraffin embedded (rat cerebellum), Antigen retrieval by boiling in sodium citrate buffer (pH6.0) for 15 min, Block endogenous peroxidase by 3% hydrogen peroxide for 20 minutes, Blocking buffer (normal goat serum) at 37°C for 30 min, Antibody incubation with (NF-L) Monoclonal Antibody, Unconjugated (orb1152079) at 1:200 overnight at 4°C, followed by operating according to SP Kit (Mouse) instructions and DAB staining.

Biorbyt Ltd.

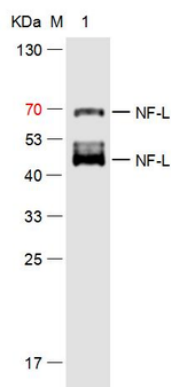
7 Signet Court, Swann Road
Cambridge
CB5 8LA
United Kingdom

Email: info@biorbyt.com, support@biorbyt.com
Phone: +44 (0)1223 859353 | Fax: +1 (415) 651-8558

Biorbyt LLC

68 TW Alexander Drive
Research Triangle Park
Durham
NC 27713
United States

Email: info@biorbyt.com, support@biorbyt.com
Phone: +1 (415) 906-5211 | Fax: +1 (415) 651-8558



Sample: Lane 1: Recombinant Human NF-L Protein at 100 ng,
Primary: Mouse Anti-NF-L Monoclonal Antibody at 1/1000
dilution (Cat.orb1152079), Secondary: IRDye800CW Goat Anti-
Mouse IgG at 1/20000 dilution, Predicted band size: 61.4kD,
Observed band size: 68/44kD.

Biorbyt Ltd.

7 Signet Court, Swann Road
Cambridge
CB5 8LA
United Kingdom

Email: info@biorbyt.com, support@biorbyt.com

Phone: [+44 \(0\)1223 859353](tel:+44(0)1223859353) | Fax: [+1 \(415\) 651-8558](tel:+1(415)651-8558)

Biorbyt LLC

68 TW Alexander Drive
Research Triangle Park
Durham
NC 27713
United States

Email: info@biorbyt.com, support@biorbyt.com

Phone: [+1 \(415\) 906-5211](tel:+1(415)906-5211) | Fax: [+1 \(415\) 651-8558](tel:+1(415)651-8558)