

## Product Datasheet

### Recombinant CD8A Antibody (orb1151692)

<b>Catalog Number</b>	orb1151692
<b>Category</b>	Antibodies
<b>Description</b>	Mouse monoclonal antibody to CD8A
<b>Clonality</b>	Recombinant
<b>Species/Host</b>	Mouse
<b>Isotype</b>	Mouse IgG1, kappa
<b>Conjugation</b>	Unconjugated
<b>Reactivity</b>	Human
<b>Buffer/Preservatives</b>	0.2 mg/ml in 1X PBS with 0.1 mg/ml rAlbumin, 0.05% sodium azide
<b>Purification</b>	Protein A/G affinity
<b>Immunogen</b>	A portion of amino acids 135-235 of CD8 alpha protein was used as the immunogen for the recombinant CD8A antibody.
<b>UniProt ID</b>	<b>P01732</b>
<b>Tested applications</b>	IHC-P
<b>Dilution range</b>	Immunohistochemistry (FFPE): 1-2ug/ml
<b>Application notes</b>	Optimal dilution of the recombinant CD8A antibody should be determined by the researcher.
<b>Antibody Type</b>	Primary Antibody
<b>Clone Number</b>	rCD8/6590

**Biorbyt Ltd.**

7 Signet Court, Swann Road  
Cambridge  
CB5 8LA  
United Kingdom

Email: [info@biorbyt.com](mailto:info@biorbyt.com), [support@biorbyt.com](mailto:support@biorbyt.com)

Phone: [+44 \(0\)1223 859353](tel:+44(0)1223859353) | Fax: [+1 \(415\) 651-8558](tel:+1(415)651-8558)

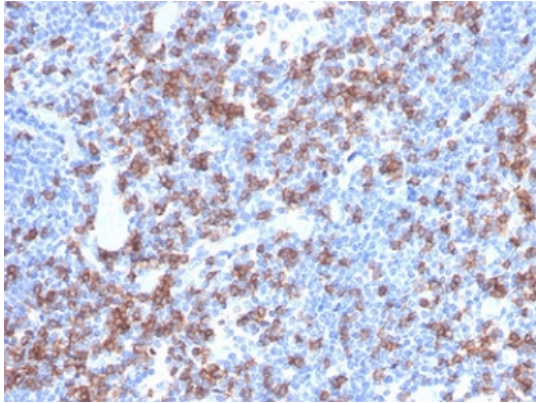
**Biorbyt LLC**

68 TW Alexander Drive  
Research Triangle Park  
Durham  
NC 27713  
United States

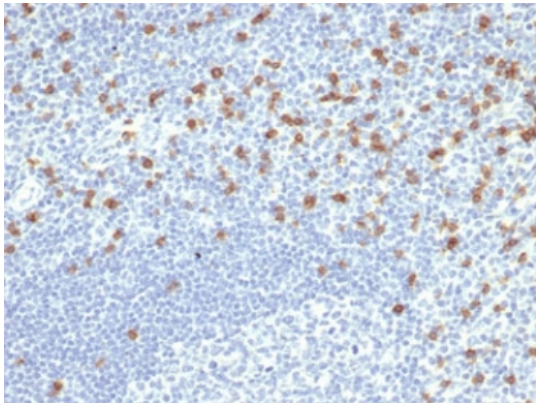
Email: [info@biorbyt.com](mailto:info@biorbyt.com), [support@biorbyt.com](mailto:support@biorbyt.com)

Phone: [+1 \(415\) 906-5211](tel:+1(415)906-5211) | Fax: [+1 \(415\) 651-8558](tel:+1(415)651-8558)

<b>Storage</b>	Maintain refrigerated at 2-8°C for up to 2 weeks. For long term storage store at -20°C in small aliquots to prevent freeze-thaw cycles.
<b>Note</b>	For research use only
<b>Expiration Date</b>	12 months from date of receipt.



IHC staining of FFPE human lymph node with recombinant CD8A antibody (clone rCD8/6590). HIERS: boil tissue sections in pH9 10mM Tris with 1mM EDTA for 20 min and allow to cool before testing.



IHC staining of FFPE human tonsil tissue with recombinant CD8A antibody (clone rCD8/6590). HIERS: boil tissue sections in pH9 10mM Tris with 1mM EDTA for 20 min and allow to cool before testing.

**Biorbyt Ltd.**

7 Signet Court, Swann Road  
Cambridge  
CB5 8LA  
United Kingdom

Email: [info@biorbyt.com](mailto:info@biorbyt.com), [support@biorbyt.com](mailto:support@biorbyt.com)

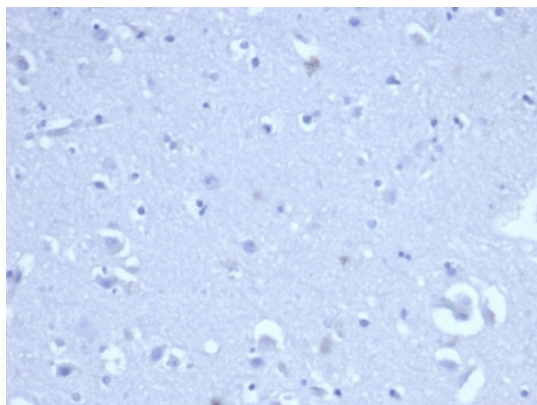
Phone: [+44 \(0\)1223 859353](tel:+44(0)1223859353) | Fax: [+1 \(415\) 651-8558](tel:+1(415)651-8558)

**Biorbyt LLC**

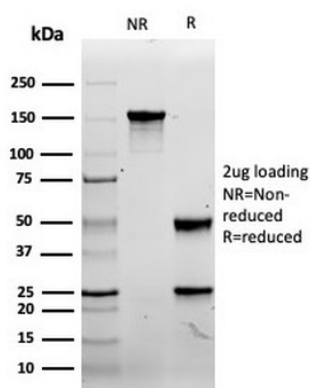
68 TW Alexander Drive  
Research Triangle Park  
Durham  
NC 27713  
United States

Email: [info@biorbyt.com](mailto:info@biorbyt.com), [support@biorbyt.com](mailto:support@biorbyt.com)

Phone: [+1 \(415\) 906-5211](tel:+1(415)906-5211) | Fax: [+1 \(415\) 651-8558](tel:+1(415)651-8558)



Negative control: IHC staining of FFPE human brain tissue with recombinant CD8A antibody (clone rCD8/6590) at 2 ug/ml in PBS for 30 min RT. HIER: boil tissue sections in pH9 10mM Tris with 1mM EDTA for 20 min and allow to cool before testing.



SDS-PAGE analysis of purified, BSA-free recombinant CD8A antibody (rCD8/6590) as confirmation of integrity and purity.

**Biorbyt Ltd.**

7 Signet Court, Swann Road  
Cambridge  
CB5 8LA  
United Kingdom

Email: [info@biorbyt.com](mailto:info@biorbyt.com), [support@biorbyt.com](mailto:support@biorbyt.com)

Phone: +44 (0)1223 859353 | Fax: +1 (415) 651-8558

**Biorbyt LLC**

68 TW Alexander Drive  
Research Triangle Park  
Durham  
NC 27713  
United States

Email: [info@biorbyt.com](mailto:info@biorbyt.com), [support@biorbyt.com](mailto:support@biorbyt.com)

Phone: +1 (415) 906-5211 | Fax: +1 (415) 651-8558