

## Product Datasheet

### Vimentin Antibody (orb1151549)

<b>Catalog Number</b>	orb1151549
<b>Category</b>	Antibodies
<b>Description</b>	Mouse monoclonal antibody to Vimentin
<b>Clonality</b>	Recombinant
<b>Species/Host</b>	Mouse
<b>Isotype</b>	Mouse IgG1, kappa
<b>Conjugation</b>	Unconjugated
<b>Reactivity</b>	Human
<b>Buffer/Preservatives</b>	0.2 mg/ml in 1X PBS with 0.1 mg/ml rAlbumin, 0.05% sodium azide
<b>Purification</b>	Protein A/G affinity
<b>Immunogen</b>	Recombinant full-length human Vimentin protein was used as the immunogen for the Vimentin antibody.
<b>UniProt ID</b>	<b>P08670</b>
<b>Tested applications</b>	IHC-P, WB
<b>Dilution range</b>	Western blot: 1-2ug/ml, Immunohistochemistry (FFPE): 1-2ug/ml
<b>Application notes</b>	Optimal dilution of the Vimentin antibody should be determined by the researcher.
<b>Antibody Type</b>	Primary Antibody
<b>Clone Number</b>	rVIM/6575

**Biorbyt Ltd.**

7 Signet Court, Swann Road  
Cambridge  
CB5 8LA  
United Kingdom

Email: [info@biorbyt.com](mailto:info@biorbyt.com), [support@biorbyt.com](mailto:support@biorbyt.com)

Phone: [+44 \(0\)1223 859353](tel:+44(0)1223859353) | Fax: [+1 \(415\) 651-8558](tel:+1(415)651-8558)

**Biorbyt LLC**

68 TW Alexander Drive  
Research Triangle Park  
Durham  
NC 27713  
United States

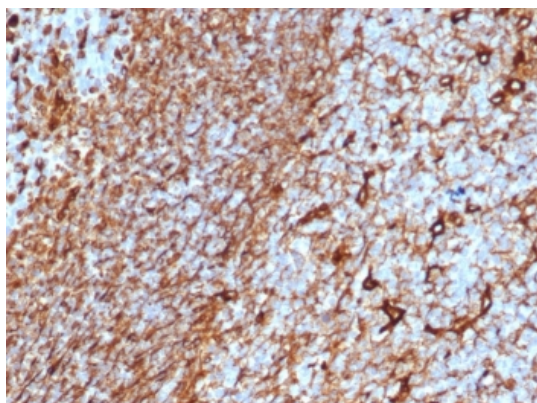
Email: [info@biorbyt.com](mailto:info@biorbyt.com), [support@biorbyt.com](mailto:support@biorbyt.com)

Phone: [+1 \(415\) 906-5211](tel:+1(415)906-5211) | Fax: [+1 \(415\) 651-8558](tel:+1(415)651-8558)

<b>Storage</b>	Maintain refrigerated at 2-8°C for up to 2 weeks. For long term storage store at -20°C in small aliquots to prevent freeze-thaw cycles.
<b>Note</b>	For research use only
<b>Expiration Date</b>	12 months from date of receipt.



Western blot testing of human U-87 MG cell lysate using Vimentin antibody (clone rVIM/6575). Predicted molecular weight ~53 kDa.



IHC staining of FFPE human tonsil tissue with Vimentin antibody (clone rVIM/6575). HIER: boil tissue sections in pH9 10mM Tris with 1mM EDTA for 20 min and allow to cool before testing.

**Biorbyt Ltd.**

7 Signet Court, Swann Road  
Cambridge  
CB5 8LA  
United Kingdom

Email: [info@biorbyt.com](mailto:info@biorbyt.com), [support@biorbyt.com](mailto:support@biorbyt.com)

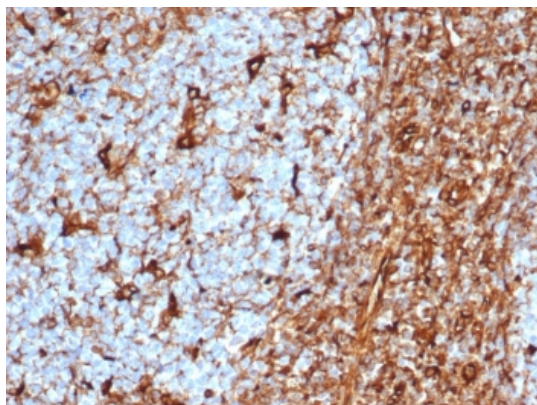
Phone: [+44 \(0\)1223 859353](tel:+44(0)1223859353) | Fax: [+1 \(415\) 651-8558](tel:+1(415)651-8558)

**Biorbyt LLC**

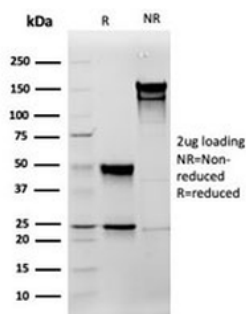
68 TW Alexander Drive  
Research Triangle Park  
Durham  
NC 27713  
United States

Email: [info@biorbyt.com](mailto:info@biorbyt.com), [support@biorbyt.com](mailto:support@biorbyt.com)

Phone: [+1 \(415\) 906-5211](tel:+1(415)906-5211) | Fax: [+1 \(415\) 651-8558](tel:+1(415)651-8558)



IHC staining of FFPE human tonsil tissue with Vimentin antibody (clone rVIM/6575). HIER: boil tissue sections in pH9 10mM Tris with 1mM EDTA for 20 min and allow to cool before testing.



SDS-PAGE analysis of purified, BSA-free Vimentin antibody (clone rVIM/6575) as confirmation of integrity and purity.

**Biorbyt Ltd.**

7 Signet Court, Swann Road  
Cambridge  
CB5 8LA  
United Kingdom

Email: [info@biorbyt.com](mailto:info@biorbyt.com), [support@biorbyt.com](mailto:support@biorbyt.com)

Phone: +44 (0)1223 859353 | Fax: +1 (415) 651-8558

**Biorbyt LLC**

68 TW Alexander Drive  
Research Triangle Park  
Durham  
NC 27713  
United States

Email: [info@biorbyt.com](mailto:info@biorbyt.com), [support@biorbyt.com](mailto:support@biorbyt.com)

Phone: +1 (415) 906-5211 | Fax: +1 (415) 651-8558