

Product Datasheet

Recombinant Keratin 20 Antibody / CK20 / Cytokeratin 20 (orb1151515)

Catalog Number	orb1151515
Category	Antibodies
Description	Rabbit monoclonal antibody to Cytokeratin 20
Clonality	Recombinant
Species/Host	Rabbit
Isotype	Rabbit IgG, kappa
Conjugation	Unconjugated
Reactivity	Human
Buffer/Preservatives	0.2 mg/ml in 1X PBS with 0.1 mg/ml rAlbumin, 0.05% sodium azide
Purification	Protein A/G affinity
Immunogen	A portion of amino acids 196-323 was used as the immunogen for the recombinant Keratin 20 antibody.
UniProt ID	P35900
Tested applications	IHC-P, WB
Dilution range	Immunohistochemistry (FFPE): 2-4ug/ml, Western blot: 2-4ug/ml
Application notes	Optimal dilution of the recombinant Keratin 20 antibody should be determined by the researcher.
Antibody Type	Primary Antibody

Biorbyt Ltd.

7 Signet Court, Swann Road
Cambridge
CB5 8LA
United Kingdom

Email: info@biorbyt.com, support@biorbyt.com

Phone: [+44 \(0\)1223 859353](tel:+44(0)1223859353) | Fax: [+1 \(415\) 651-8558](tel:+1(415)651-8558)

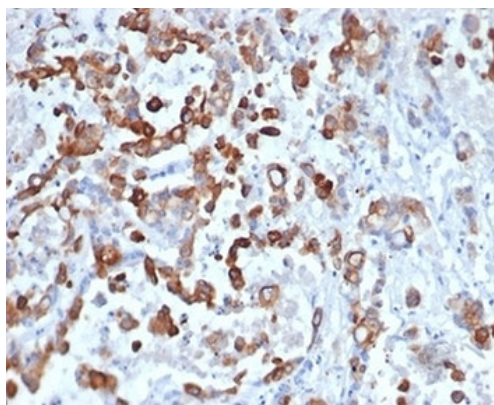
Biorbyt LLC

68 TW Alexander Drive
Research Triangle Park
Durham
NC 27713-2847
United States

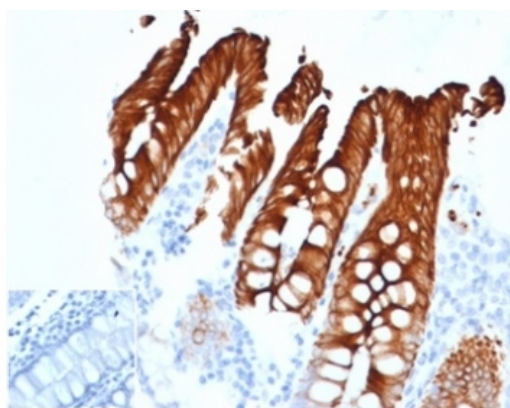
Email: info@biorbyt.com, support@biorbyt.com

Phone: [+1 \(415\) 906-5211](tel:+1(415)906-5211) | Fax: [+1 \(415\) 651-8558](tel:+1(415)651-8558)

Clone Number	KRT20/4879R
Storage	Maintain refrigerated at 2-8°C for up to 2 weeks. For long term storage store at -20°C in small aliquots to prevent freeze-thaw cycles.
Note	For research use only
Expiration Date	12 months from date of receipt.



IHC staining of FFPE human colon tissue with recombinant Keratin 20 antibody (clone KRT20/4879R) at 2 ug/ml. HIER: boil tissue sections in pH9 10mM Tris with 1mM EDTA for 20 min and allow to cool before testing.



IHC staining of FFPE human colon carcinoma tissue with recombinant Keratin 20 antibody (clone KRT20/4879R) at 2 ug/ml. Inset: PBS instead of primary Ab to control for secondary Ab binding. HIER: boil tissue sections in pH9 10mM Tris with 1mM EDTA for 20 min and allow to cool before testing.

Biorbyt Ltd.

7 Signet Court, Swann Road
Cambridge
CB5 8LA
United Kingdom

Email: info@biorbyt.com, support@biorbyt.com

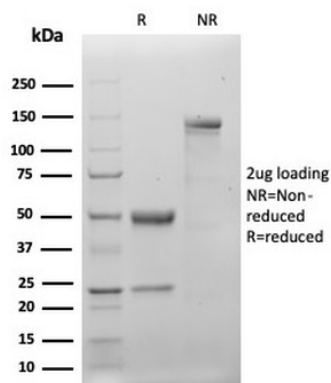
Phone: +44 (0)1223 859353 | Fax: +1 (415) 651-8558

Biorbyt LLC

68 TW Alexander Drive
Research Triangle Park
Durham
NC 27713-2847
United States

Email: info@biorbyt.com, support@biorbyt.com

Phone: +1 (415) 906-5211 | Fax: +1 (415) 651-8558



SDS-PAGE analysis of purified, BSA-free recombinant Keratin 20 antibody (clone KRT20/4879R) as confirmation of integrity and purity.

Biorbyt Ltd.

7 Signet Court, Swann Road
Cambridge
CB5 8LA
United Kingdom

Email: info@biorbyt.com, support@biorbyt.com

Phone: [+44 \(0\)1223 859353](tel:+44(0)1223859353) | Fax: [+1 \(415\) 651-8558](tel:+1(415)651-8558)

Biorbyt LLC

68 TW Alexander Drive
Research Triangle Park
Durham
NC 27713-2847
United States

Email: info@biorbyt.com, support@biorbyt.com

Phone: [+1 \(415\) 906-5211](tel:+1(415)906-5211) | Fax: [+1 \(415\) 651-8558](tel:+1(415)651-8558)