

Product Datasheet

MMP3 Rabbit Polyclonal Antibody (orb11062)

| | |
|----------------------------|---|
| Catalog Number | orb11062 |
| Category | Antibodies |
| Description | MMP3 Rabbit Polyclonal Antibody |
| Target | MMP3 |
| Clonality | Polyclonal |
| Species/Host | Rabbit |
| Isotype | IgG |
| Conjugation | Unconjugated |
| Reactivity | Human, Mouse, Porcine, Rat |
| Form/Appearance | 10 mM PBS, 0.02% sodium azide |
| Concentration | - 100 µg (in 200 µl): 0.5 mg/ml- 200 µg (in 400 µl): 0.5 mg/ml |
| Purity | Polyclonal antibodies are purified by peptide affinity chromatography |
| Immunogen | KLH conjugated synthetic peptide derived from human MMP3. Please contact us for the exact immunogen sequence. The peptide is available as orb12895. |
| UniProt ID | P03957, P08254, P28862 |
| RRID | AB_10746400 |
| MW | 54 kDa |
| Tested applications | ICC, IF, IHC-P, WB |

Biorbyt Ltd.

7 Signet Court, Swann Road
Cambridge
CB5 8LA
United Kingdom

Email: info@biorbyt.com, support@biorbyt.com

Phone: [+44 \(0\)1223 859353](tel:+44(0)1223859353) | Fax: [+1 \(415\) 651-8558](tel:+1(415)651-8558)

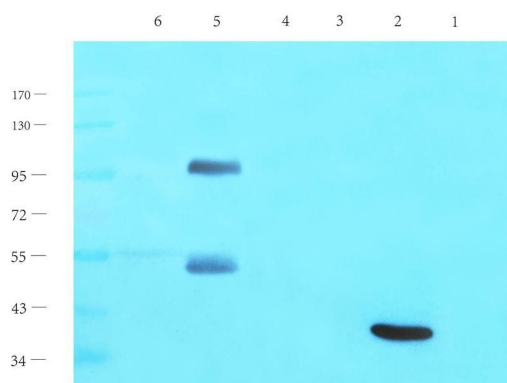
Biorbyt LLC

68 TW Alexander Drive
Research Triangle Park
Durham
NC 27713
United States

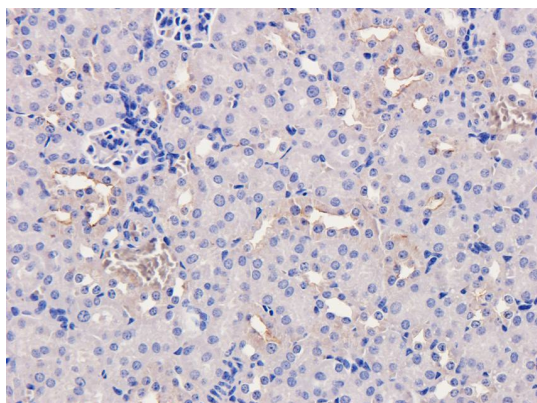
Email: info@biorbyt.com, support@biorbyt.com

Phone: [+1 \(415\) 906-5211](tel:+1(415)906-5211) | Fax: [+1 \(415\) 651-8558](tel:+1(415)651-8558)

| | |
|------------------------|---|
| Dilution range | IF/ICC: 1:50-400, IHC-P: 1:50-400, WB: 1:200-2000 |
| Storage | Maintain refrigerated at 2-8°C for up to 2 weeks. For long term storage store at -20°C in small aliquots to prevent freeze-thaw cycles. |
| Note | For research use only |
| Entrez | 4314 |
| NCBI | NM_002422.31, NP_002413.1, NP_002413.11, NM_002422.3 |
| Expiration Date | 12 months from date of receipt. |



WB analysis of rat kidney (lane 1), mouse liver (lane 2), mouse spinal cord (lane 3), mouse spleen (lane 4), human lung cancer (lane 5), U251 cells (lane 6) using MMP3 antibody (1 ug/ml)



IHC-P image of mouse kidney tissue using MMP3 antibody (2.5 ug/ml)

Biorbyt Ltd.

7 Signet Court, Swann Road
Cambridge
CB5 8LA
United Kingdom

Email: info@biorbyt.com, support@biorbyt.com

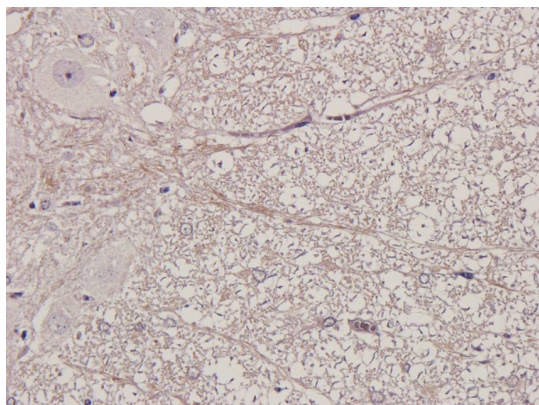
Phone: [+44 \(0\)1223 859353](tel:+44(0)1223859353) | Fax: [+1 \(415\) 651-8558](tel:+1(415)651-8558)

Biorbyt LLC

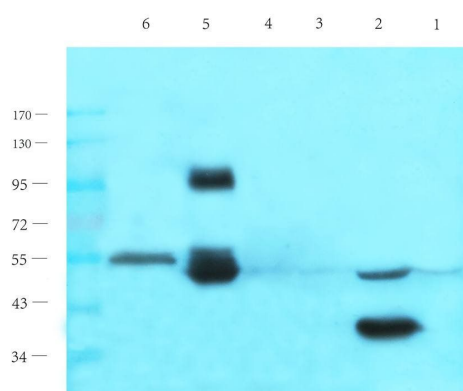
68 TW Alexander Drive
Research Triangle Park
Durham
NC 27713
United States

Email: info@biorbyt.com, support@biorbyt.com

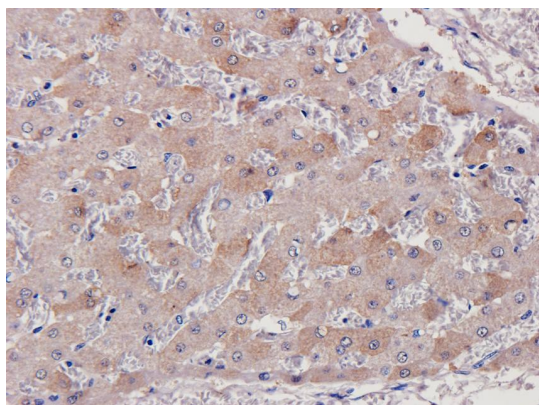
Phone: [+1 \(415\) 906-5211](tel:+1(415)906-5211) | Fax: [+1 \(415\) 651-8558](tel:+1(415)651-8558)



IHC-P staining of rat spinal cord tissue using MMP3 antibody (2.5 ug/ml)



Western blot analysis of rat kidney (lane 1), mouse liver (lane 2), mouse spinal cord (lane 3), mouse spleen (lane 4), human lung cancer (lane 5), U251 cells (lane 6) using MMP3 antibody (1 ug/ml)



Immunohistochemical staining of paraffin embedded pig liver tissue using MMP3 antibody (2.5 ug/ml)

Biorbyt Ltd.

7 Signet Court, Swann Road
Cambridge
CB5 8LA
United Kingdom

Email: info@biorbyt.com, support@biorbyt.com

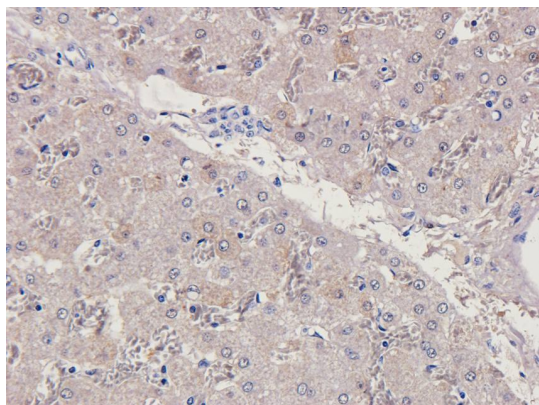
Phone: [+44 \(0\)1223 859353](tel:+44(0)1223859353) | Fax: [+1 \(415\) 651-8558](tel:+1(415)651-8558)

Biorbyt LLC

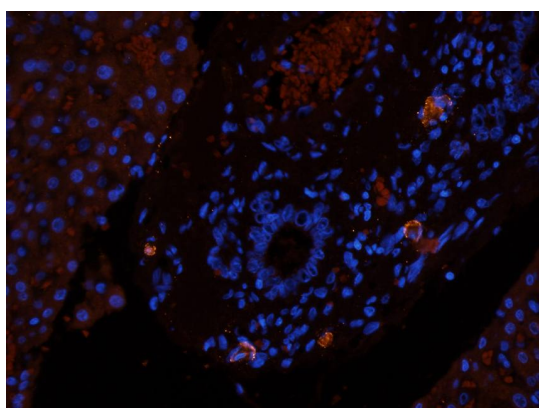
68 TW Alexander Drive
Research Triangle Park
Durham
NC 27713
United States

Email: info@biorbyt.com, support@biorbyt.com

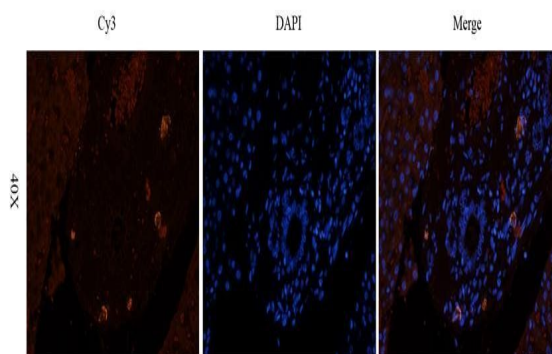
Phone: [+1 \(415\) 906-5211](tel:+1(415)906-5211) | Fax: [+1 \(415\) 651-8558](tel:+1(415)651-8558)



IHC-P image of pig liver tissue using anti-MMP3 (2.5 ug/ml)



Immunofluorescence analysis of pig liver tissue using MMP3 antibody (2.5 ug/ml)



Immunofluorescence image of pig liver tissue using anti-MMP3 (2.5 ug/ml)

Biorbyt Ltd.

7 Signet Court, Swann Road
Cambridge
CB5 8LA
United Kingdom

Email: info@biorbyt.com, support@biorbyt.com

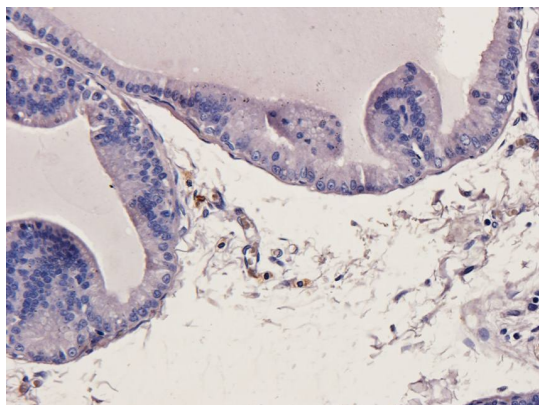
Phone: [+44 \(0\)1223 859353](tel:+44(0)1223859353) | Fax: [+1 \(415\) 651-8558](tel:+1(415)651-8558)

Biorbyt LLC

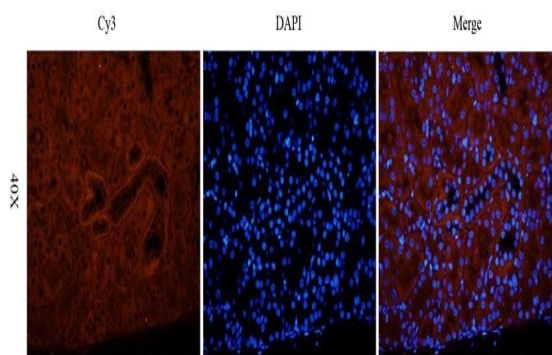
68 TW Alexander Drive
Research Triangle Park
Durham
NC 27713
United States

Email: info@biorbyt.com, support@biorbyt.com

Phone: [+1 \(415\) 906-5211](tel:+1(415)906-5211) | Fax: [+1 \(415\) 651-8558](tel:+1(415)651-8558)



Immunohistochemical staining of rat prostate tissue using MMP3 antibody (2.5 ug/ml)



IF analysis of mouse kidney tissue using anti-MMP3 (2.5 ug/ml)

Biorbyt Ltd.

7 Signet Court, Swann Road
Cambridge
CB5 8LA
United Kingdom

Email: info@biorbyt.com, support@biorbyt.com

Phone: [+44 \(0\)1223 859353](tel:+44(0)1223859353) | Fax: [+1 \(415\) 651-8558](tel:+1(415)651-8558)

Biorbyt LLC

68 TW Alexander Drive
Research Triangle Park
Durham
NC 27713
United States

Email: info@biorbyt.com, support@biorbyt.com

Phone: [+1 \(415\) 906-5211](tel:+1(415)906-5211) | Fax: [+1 \(415\) 651-8558](tel:+1(415)651-8558)