

## Product Datasheet

# Aquaporin 9 Rabbit Polyclonal Antibody (orb10127)

|                        |  |
|------------------------|--|
| <b>Catalog Number</b>  | orb10127   |
| <b>Category</b>        | Antibodies   |
| <b>Description</b>     | Aquaporin 9 Rabbit Polyclonal Antibody   |
| <b>Target</b>          | Aquaporin 9  |
| <b>Clonality</b>       | Polyclonal   |
| <b>Species/Host</b>    | Rabbit   |
| <b>Isotype</b>         | IgG  |
| <b>Conjugation</b>     | Unconjugated   |
| <b>Reactivity</b>      | Guinea pig, Human, Mouse, Rat  |
| <b>Form/Appearance</b> | 10 mM PBS, 0.02% sodium azide  |
| <b>Concentration</b>   | - 100 µg (in 200 µl): 0.5 mg/ml- 200 µg (in 400 µl): 0.5 mg/ml   |
| <b>Purity</b>          | Polyclonal antibodies are purified by peptide affinity chromatography  |
| <b>Immunogen</b>       | KLH conjugated synthetic peptide derived from human Aquaporin 9. Please contact us for the exact immunogen sequence. The peptide is available as orb12881. |
| <b>UniProt ID</b>      | <b>O43315</b>  |
| <b>RRID</b>            | AB_10762721  |
| <b>MW</b>              | 31 kDa   |

**Biorbyt Ltd.**

7 Signet Court, Swann Road  
Cambridge  
CB5 8LA  
United Kingdom

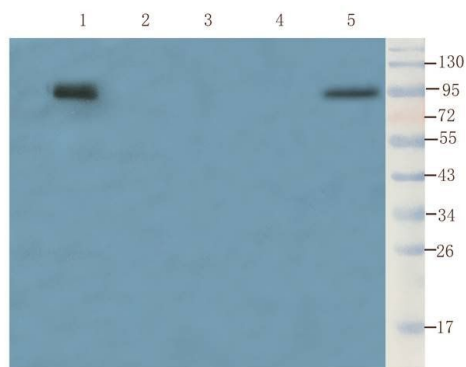
Email: [info@biorbyt.com](mailto:info@biorbyt.com), [support@biorbyt.com](mailto:support@biorbyt.com)  
Phone: [+44 \(0\)1223 859353](tel:+44(0)1223859353) | Fax: [+1 \(415\) 651-8558](tel:+1(415)651-8558)

**Biorbyt LLC**

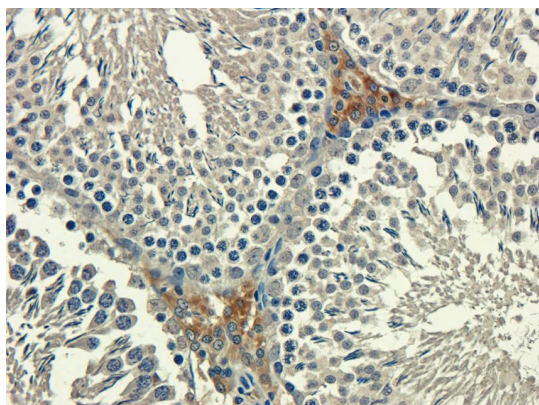
68 TW Alexander Drive  
Research Triangle Park  
Durham  
NC 27713  
United States

Email: [info@biorbyt.com](mailto:info@biorbyt.com), [support@biorbyt.com](mailto:support@biorbyt.com)  
Phone: [+1 \(415\) 906-5211](tel:+1(415)906-5211) | Fax: [+1 \(415\) 651-8558](tel:+1(415)651-8558)

|                            |   |
|----------------------------|---|
| <b>Tested applications</b> | ICC, IF, IHC-P, WB  |
| <b>Dilution range</b>      | IF/ICC: 1:50-400, IHC-P: 1:50-400, WB: 1:200-2000   |
| <b>Storage</b>             | Maintain refrigerated at 2-8°C for up to 2 weeks. For long term storage store at -20°C in small aliquots to prevent freeze-thaw cycles. |
| <b>Note</b>                | For research use only   |
| <b>Entrez</b>              | <b>366</b>  |
| <b>NCBI</b>                | <b>31, 21, 020980, 066190</b>   |
| <b>Expiration Date</b>     | 12 months from date of receipt.   |



WB analysis of rat liver (lane 1), rat bladder (lane 2), mouse lung (lane 3), rat spleen (lane 4), mouse testis (lane 5) using Aquaporin 9 antibody (1 ug/ml)



Immunohistochemical staining of rat testis tissue using Aquaporin 9 antibody (dilution of primary antibody - 2.5 ug/ml)

**Biorbyt Ltd.**

7 Signet Court, Swann Road  
Cambridge  
CB5 8LA  
United Kingdom

Email: [info@biorbyt.com](mailto:info@biorbyt.com), [support@biorbyt.com](mailto:support@biorbyt.com)

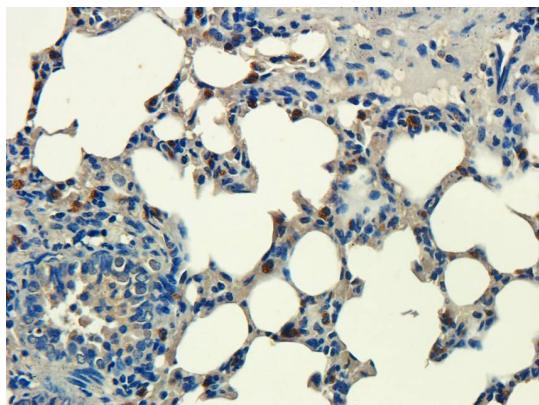
Phone: +44 (0)1223 859353 | Fax: +1 (415) 651-8558

**Biorbyt LLC**

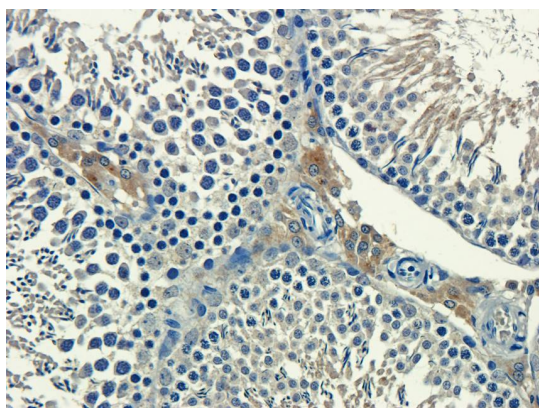
68 TW Alexander Drive  
Research Triangle Park  
Durham  
NC 27713  
United States

Email: [info@biorbyt.com](mailto:info@biorbyt.com), [support@biorbyt.com](mailto:support@biorbyt.com)

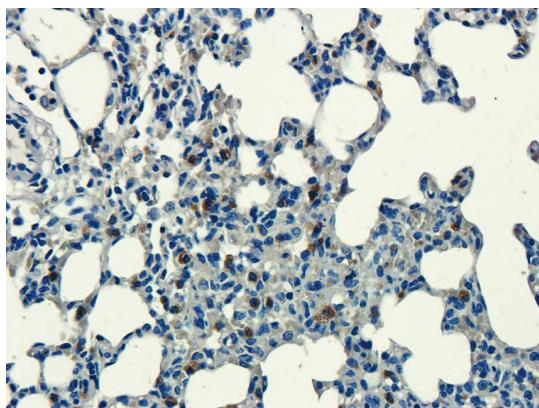
Phone: +1 (415) 906-5211 | Fax: +1 (415) 651-8558



Immunohistochemical staining of guinea pig lung tissue using anti-Aquaporin 9 (dilution of primary antibody - 2.5 ug/ml)



IHC-P staining of rat testis tissue using anti-Aquaporin 9 (dilution at 2.5 ug/ml)



IHC-P staining of guinea pig lung tissue using anti-Aquaporin 9 (dilution at 2.5 ug/ml)

**Biorbyt Ltd.**

7 Signet Court, Swann Road  
Cambridge  
CB5 8LA  
United Kingdom

Email: [info@biorbyt.com](mailto:info@biorbyt.com), [support@biorbyt.com](mailto:support@biorbyt.com)

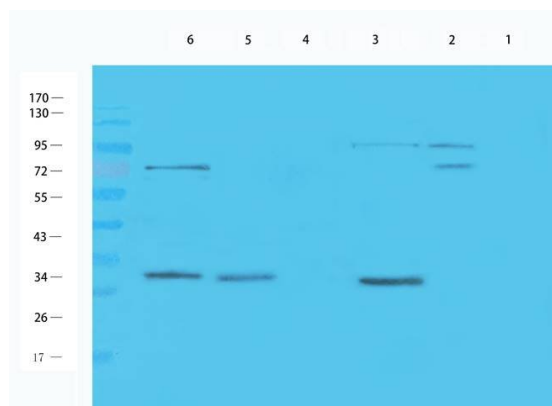
Phone: +44 (0)1223 859353 | Fax: +1 (415) 651-8558

**Biorbyt LLC**

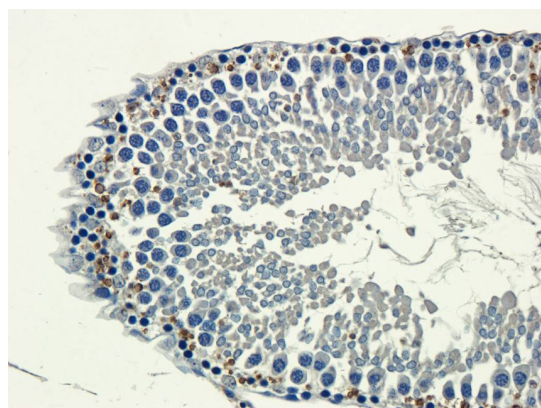
68 TW Alexander Drive  
Research Triangle Park  
Durham  
NC 27713  
United States

Email: [info@biorbyt.com](mailto:info@biorbyt.com), [support@biorbyt.com](mailto:support@biorbyt.com)

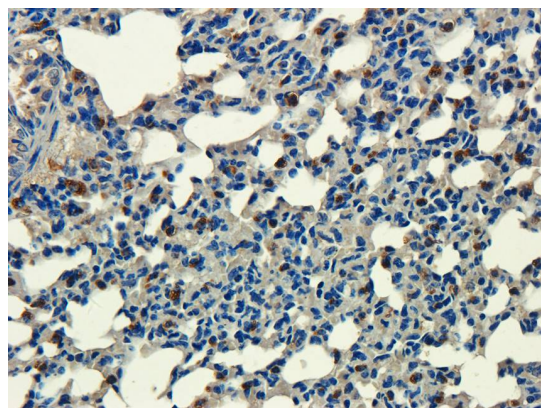
Phone: +1 (415) 906-5211 | Fax: +1 (415) 651-8558



Western blot analysis of rat bone marrow (lane 1), rat liver (lane 2), rat bladder (lane 3), mouse lung (lane 4), rat spleen (lane 5), mouse testis (lane 6) using Aquaporin 9 antibody (1 ug/ml)



IHC-P staining of rat testis tissue using anti-Aquaporin 9 (dilution at 2.5 ug/ml)



Immunohistochemical staining of guinea pig lung tissue using anti-Aquaporin 9 (dilution of primary antibody - 2.5 ug/ml)

**Biorbyt Ltd.**

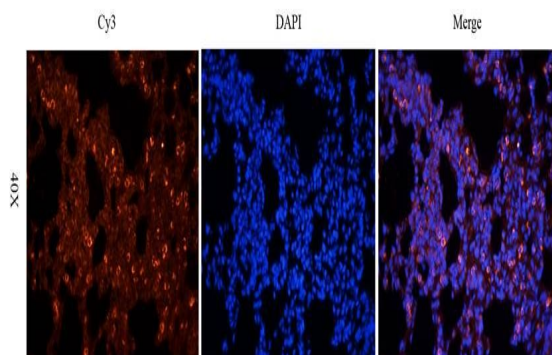
7 Signet Court, Swann Road  
Cambridge  
CB5 8LA  
United Kingdom

Email: [info@biorbyt.com](mailto:info@biorbyt.com), [support@biorbyt.com](mailto:support@biorbyt.com)  
Phone: [+44 \(0\)1223 859353](tel:+44(0)1223859353) | Fax: [+1 \(415\) 651-8558](tel:+1(415)651-8558)

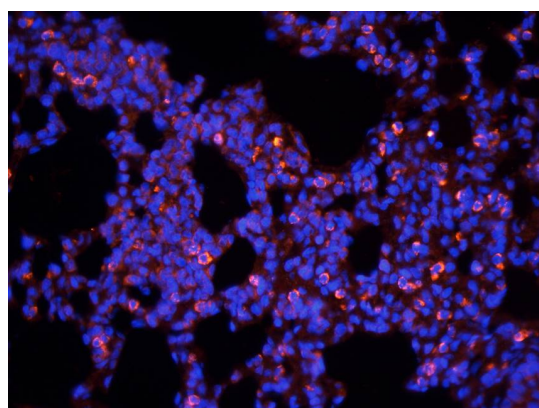
**Biorbyt LLC**

68 TW Alexander Drive  
Research Triangle Park  
Durham  
NC 27713  
United States

Email: [info@biorbyt.com](mailto:info@biorbyt.com), [support@biorbyt.com](mailto:support@biorbyt.com)  
Phone: [+1 \(415\) 906-5211](tel:+1(415)906-5211) | Fax: [+1 \(415\) 651-8558](tel:+1(415)651-8558)



Immunofluorescence analysis of guinea pig lung tissue using Aquaporin 9 antibody (dilution of primary antibody - 2.5 ug/ml)



IF analysis of guinea pig lung tissue using anti-Aquaporin 9 (dilution of primary antibody at 2.5 ug/ml)

**Biorbyt Ltd.**

7 Signet Court, Swann Road  
Cambridge  
CB5 8LA  
United Kingdom

Email: [info@biorbyt.com](mailto:info@biorbyt.com), [support@biorbyt.com](mailto:support@biorbyt.com)  
Phone: [+44 \(0\)1223 859353](tel:+44(0)1223859353) | Fax: [+1 \(415\) 651-8558](tel:+1(415)651-8558)

**Biorbyt LLC**

68 TW Alexander Drive  
Research Triangle Park  
Durham  
NC 27713  
United States

Email: [info@biorbyt.com](mailto:info@biorbyt.com), [support@biorbyt.com](mailto:support@biorbyt.com)  
Phone: [+1 \(415\) 906-5211](tel:+1(415)906-5211) | Fax: [+1 \(415\) 651-8558](tel:+1(415)651-8558)