

Product Datasheet

Cryopyrin Rabbit Polyclonal Antibody (orb101128)

| | |
|----------------------------|---|
| Catalog Number | orb101128 |
| Category | Antibodies |
| Description | Cryopyrin Rabbit Polyclonal Antibody is an unconjugated antibody that specifically recognizes Cryopyrin. Generated against a KLH conjugated synthetic peptide derived from human Cryopyrin. The peptide is available as orb374803. The suitable applications for this antibody are IHC-P. |
| Target | Cryopyrin |
| Clonality | Polyclonal |
| Species/Host | Rabbit |
| Isotype | IgG |
| Conjugation | Unconjugated |
| Form/Appearance | 10 mM PBS, 0.02% sodium azide |
| Concentration | - 100 µg (in 200 µl): 0.5 mg/ml- 200 µg (in 400 µl): 0.5 mg/ml |
| Purity | Polyclonal antibodies are purified by peptide affinity chromatography |
| Immunogen | KLH conjugated synthetic peptide derived from human Cryopyrin. Please contact us for the exact immunogen sequence. The peptide is available as orb374803. |
| UniProt ID | Q96P20, Q8R4B8 |
| MW | 118 kDa |
| Tested applications | IHC-P |
| Dilution range | IHC-P: 1:100-1:500 |

Biorbyt Ltd.

7 Signet Court, Swann Road
Cambridge
CB5 8LA
United Kingdom

Email: info@biorbyt.com, support@biorbyt.com

Phone: [+44 \(0\)1223 859353](tel:+44(0)1223859353) | Fax: [+1 \(415\) 651-8558](tel:+1(415)6518558)

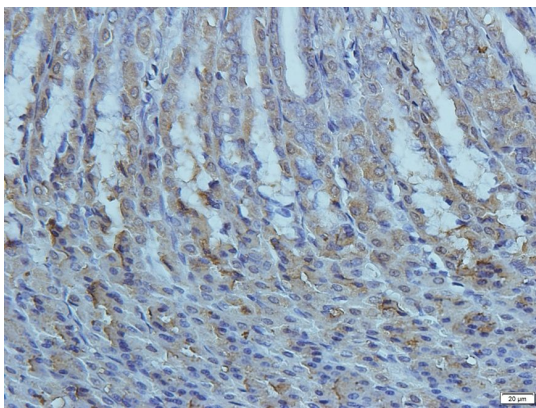
Biorbyt LLC

68 TW Alexander Drive
Research Triangle Park
Durham
NC 27713-2847
United States

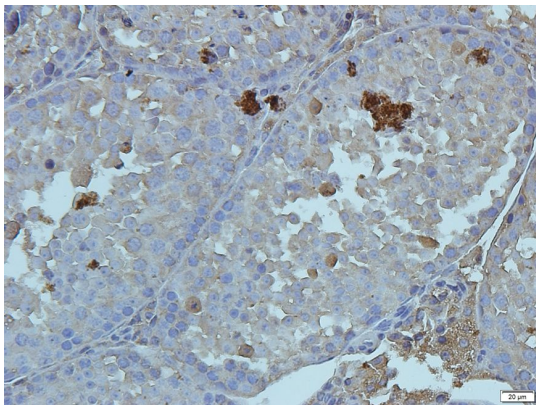
Email: info@biorbyt.com, support@biorbyt.com

Phone: [+1 \(415\) 906-5211](tel:+1(415)9065211) | Fax: [+1 \(415\) 651-8558](tel:+1(415)6518558)

| | |
|------------------------|---|
| Storage | Maintain refrigerated at 2-8°C for up to 2 weeks. For long term storage store at -20°C in small aliquots to prevent freeze-thaw cycles. |
| Note | For research use only |
| Entrez | 114548 |
| NCBI | 001079821, 21, 11, 001073289 |
| Expiration Date | 12 months from date of receipt. |



Immunohistochemical staining of rat stomach tissue using Cryopyrin antibody (2.5ug/ml)



IHC-P staining of mouse testis tissue using anti-Cryopyrin (2.5ug/ml)

Biorbyt Ltd.

7 Signet Court, Swann Road
Cambridge
CB5 8LA
United Kingdom

Email: info@biorbyt.com, support@biorbyt.com

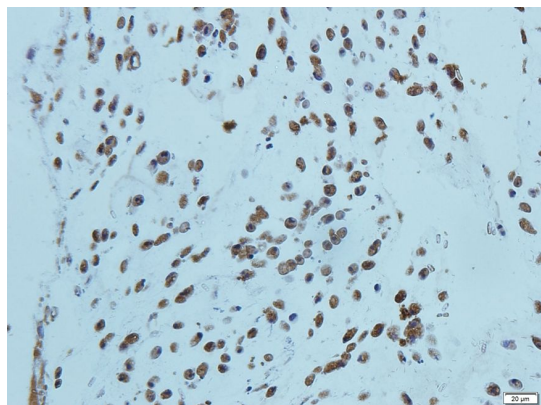
Phone: [+44 \(0\)1223 859353](tel:+44(0)1223859353) | Fax: [+1 \(415\) 651-8558](tel:+1(415)651-8558)

Biorbyt LLC

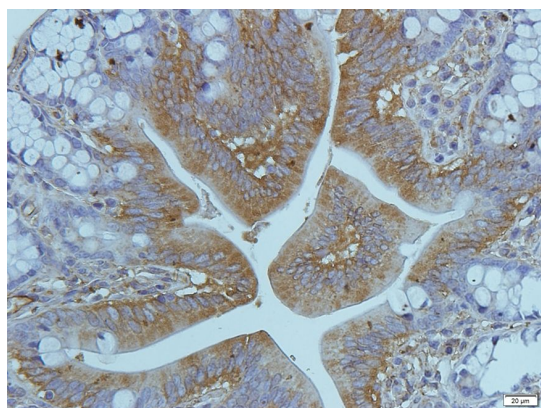
68 TW Alexander Drive
Research Triangle Park
Durham
NC 27713-2847
United States

Email: info@biorbyt.com, support@biorbyt.com

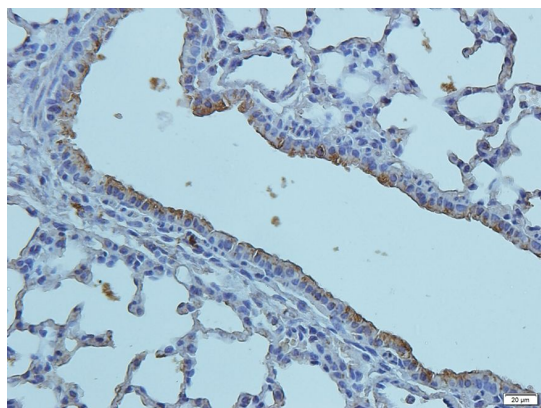
Phone: [+1 \(415\) 906-5211](tel:+1(415)906-5211) | Fax: [+1 \(415\) 651-8558](tel:+1(415)651-8558)



IHC-P image of rat colon tissue using anti-Cryopyrin (2.5ug/ml)



Immunohistochemical staining of paraffin embedded rat colon tissue using Cryopyrin antibody (2.5ug/ml)



Immunohistochemical staining of mouse lung tissue using Cryopyrin antibody (2.5ug/ml)

Biorbyt Ltd.

7 Signet Court, Swann Road
Cambridge
CB5 8LA
United Kingdom

Email: info@biorbyt.com, support@biorbyt.com

Phone: +44 (0)1223 859353 | Fax: +1 (415) 651-8558

Biorbyt LLC

68 TW Alexander Drive
Research Triangle Park
Durham
NC 27713-2847
United States

Email: info@biorbyt.com, support@biorbyt.com

Phone: +1 (415) 906-5211 | Fax: +1 (415) 651-8558