

## Product Datasheet

### MBD1 Rabbit Polyclonal Antibody (orb101073)

<b>Description</b>	MBD1 Rabbit Polyclonal Antibody
<b>Species/Host</b>	Rabbit
<b>Reactivity</b>	Human, Rat
<b>Conjugation</b>	Unconjugated
<b>Tested Applications</b>	IF, IHC-Fr, IHC-P
<b>Immunogen</b>	KLH conjugated synthetic peptide derived from human MBD1 (101-200/605aa)
<b>Target</b>	MBD1
<b>Preservatives</b>	0.01M TBS (pH7.4) with 1% rAlbumin, 0.02% Proclin300 and 50% Glycerol.
<b>Form/Appearance</b>	Liquid
<b>Concentration</b>	1mg/ml
<b>Storage</b>	Maintain refrigerated at 2-8°C for up to 2 weeks. For long term storage store at -20°C in small aliquots to prevent freeze-thaw cycles.
<b>Note</b>	For research use only
<b>Isotype</b>	IgG
<b>Clonality</b>	Polyclonal
<b>Antibody Type</b>	Primary Antibody
<b>MW</b>	60 kDa
<b>Uniprot ID</b>	<b>Q9UIS9</b>
<b>Dilution Range</b>	IHC-P=1:100-500, IHC-F=1:100-500, IF=1:100-500

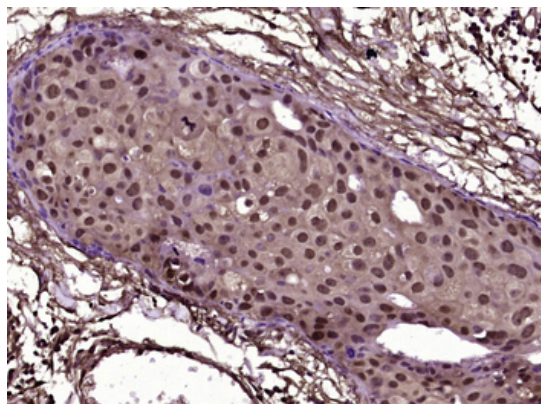
**Biorbyt Ltd.**

7 Signet Court, Swann's Road,  
Cambridge, CB5 8LA, United Kingdom  
Email: [info@biorbyt.com](mailto:info@biorbyt.com), [support@biorbyt.com](mailto:support@biorbyt.com)  
Phone: [+44 \(0\) 1223 859-353](tel:+44(0)1223859353) | Fax: [+1 \(415\) 651-8558](tel:+1(415)6518558)

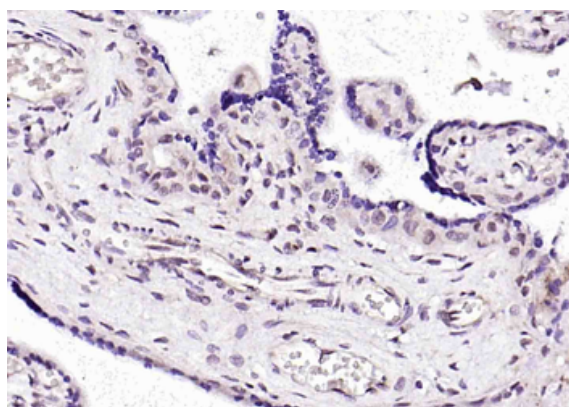
**Biorbyt LLC.**

68 TW Alexander Drive,  
Durham, NC, 27713, United States  
Email: [info@biorbyt.com](mailto:info@biorbyt.com), [support@biorbyt.com](mailto:support@biorbyt.com)  
Phone: [+1 \(415\) 906-5211](tel:+1(415)9065211) | Fax: [+1 \(415\) 651-8558](tel:+1(415)6518558)

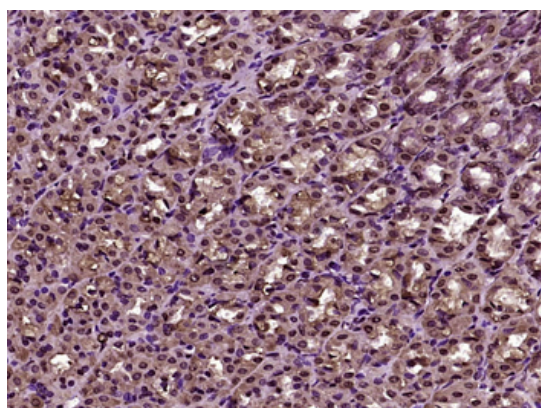
**Expiration Date** 12 months from date of receipt.



Paraformaldehyde-fixed, paraffin embedded (Human breast carcinoma), Antigen retrieval by boiling in sodium citrate buffer (pH6.0) for 15 min, Block endogenous peroxidase by 3% hydrogen peroxide for 20 minutes, Blocking buffer (normal goat serum) at 37°C for 30 min, Antibody incubation with (MBD1) Polyclonal Antibody, Unconjugated (orb101073) at 1:400 overnight at 4°C, followed by operating according to SP Kit (Rabbit) instructions and DAB staining.



Paraformaldehyde-fixed, paraffin embedded (human placenta), Antigen retrieval by boiling in sodium citrate buffer (pH6.0) for 15 min, Block endogenous peroxidase by 3% hydrogen peroxide for 20 minutes, Blocking buffer (normal goat serum) at 37°C for 30 min, Incubation with (MBD1) Polyclonal Antibody, Unconjugated (orb101073) at 1:200 overnight at 4°C, followed by operating according to SP Kit (Rabbit) instructions and DAB staining.



Paraformaldehyde-fixed, paraffin embedded (Rat stomach), Antigen retrieval by boiling in sodium citrate buffer (pH6.0) for 15 min, Block endogenous peroxidase by 3% hydrogen peroxide for 20 minutes, Blocking buffer (normal goat serum) at 37°C for 30 min, Antibody incubation with (MBD1) Polyclonal Antibody, Unconjugated (orb101073) at 1:400 overnight at 4°C, followed by operating according to SP Kit (Rabbit) instructions and DAB staining.

**Biorbyt Ltd.**

7 Signet Court, Swann's Road,  
Cambridge, CB5 8LA, United Kingdom  
Email: [info@biorbyt.com](mailto:info@biorbyt.com), [support@biorbyt.com](mailto:support@biorbyt.com)  
Phone: [+44 \(0\) 1223 859-353](tel:+44(0)1223859353) | Fax: [+1 \(415\) 651-8558](tel:+1(415)6518558)

**Biorbyt LLC.**

68 TW Alexander Drive,  
Durham, NC, 27713, United States  
Email: [info@biorbyt.com](mailto:info@biorbyt.com), [support@biorbyt.com](mailto:support@biorbyt.com)  
Phone: [+1 \(415\) 906-5211](tel:+1(415)9065211) | Fax: [+1 \(415\) 651-8558](tel:+1(415)6518558)