

Product Datasheet

Tissue Factor antibody (orb100189)

Catalog Number	orb100189
Category	Antibodies
Description	Tissue Factor antibody
Target	Tissue Factor
Clonality	Polyclonal
Species/Host	Rabbit
Isotype	IgG
Conjugation	Unconjugated
Form/Appearance	10 mM PBS, 0.02% sodium azide
Concentration	- 100 µg (in 200 µl): 0.5 mg/ml- 200 µg (in 400 µl): 0.5 mg/ml
Purity	Polyclonal antibodies are purified by peptide affinity chromatography
Immunogen	KLH conjugated synthetic peptide derived from human Tissue Factor. Please contact us for the exact immunogen sequence. The peptide is available as orb374810.
UniProt ID	P13726
MW	35 kDa
Tested applications	ELISA, IHC-P, WB
Dilution range	WB: 1:100-1000, IHC-P: 1:100-800 (based on 0.5 mg/ml)

Biorbyt Ltd.

7 Signet Court, Swann Road
Cambridge
CB5 8LA
United Kingdom

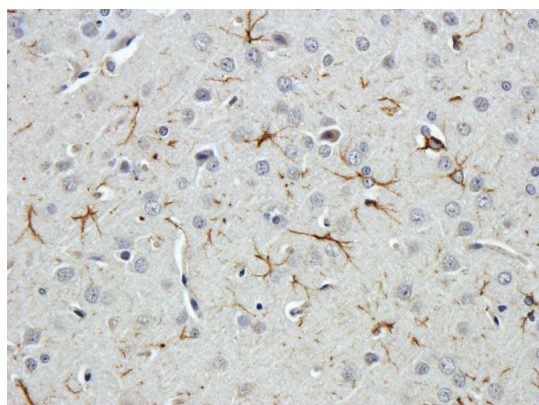
Email: info@biorbyt.com, support@biorbyt.com
Phone: [+44 \(0\)1223 859353](tel:+44(0)1223859353) | Fax: [+1 \(415\) 651-8558](tel:+1(415)651-8558)

Biorbyt LLC

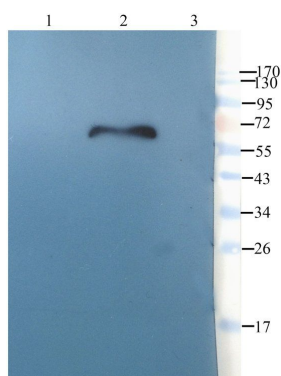
68 TW Alexander Drive
Research Triangle Park
Durham
NC 27713
United States

Email: info@biorbyt.com, support@biorbyt.com
Phone: [+1 \(415\) 906-5211](tel:+1(415)906-5211) | Fax: [+1 \(415\) 651-8558](tel:+1(415)651-8558)

Storage	Maintain refrigerated at 2-8°C for up to 2 weeks. For long term storage store at -20°C in small aliquots to prevent freeze-thaw cycles.
Note	For research use only
Entrez	2152
NCBI	11, 001993, 001984, 41
Expiration Date	12 months from date of receipt.



IHC-P image of rat brain tissue using anti-Tissue factor (dilution of primary antibody at 2.5 ug/ml)



WB analysis of mouse brain (lane 1), rat kidney (lane 2), rat pancreas (lane 3) using Tissue factor antibody (1 ug/ml)

Biorbyt Ltd.

7 Signet Court, Swann Road
Cambridge
CB5 8LA
United Kingdom

Email: info@biorbyt.com, support@biorbyt.com

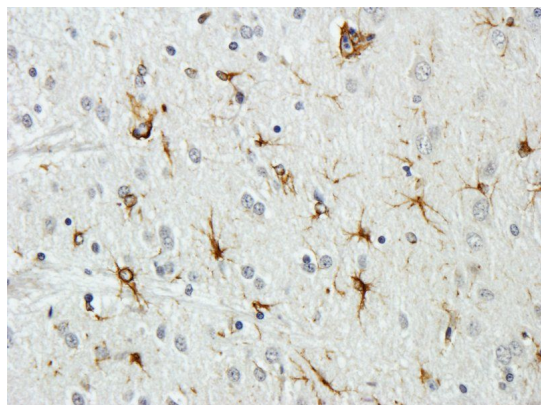
Phone: +44 (0)1223 859353 | Fax: +1 (415) 651-8558

Biorbyt LLC

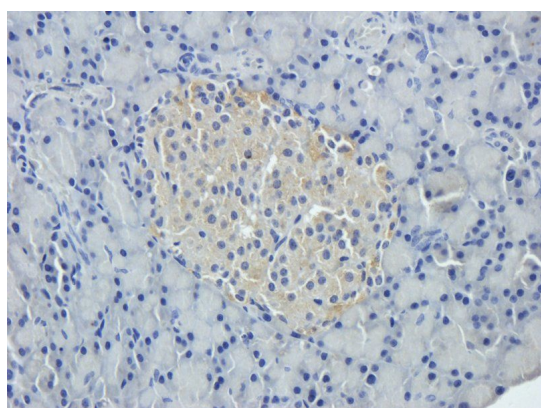
68 TW Alexander Drive
Research Triangle Park
Durham
NC 27713
United States

Email: info@biorbyt.com, support@biorbyt.com

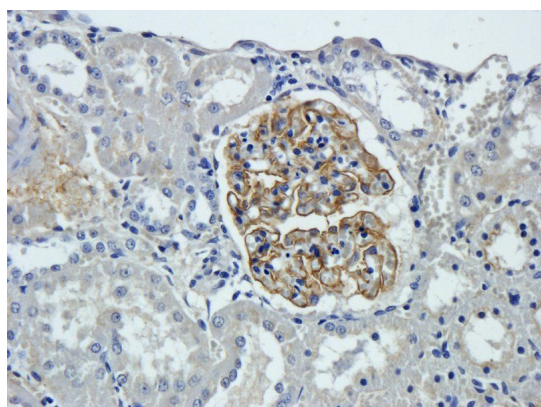
Phone: +1 (415) 906-5211 | Fax: +1 (415) 651-8558



Immunohistochemical staining of paraffin embedded rat brain tissue using Tissue factor antibody (primary antibody at 2.5 ug/ml)



Immunohistochemical staining of rat pancreas tissue using Tissue factor antibody (dilution of primary antibody - 2.5 ug/ml)



Immunohistochemical staining of rat kidney tissue using anti-Tissue factor (dilution of primary antibody - 2.5 ug/ml)

Biorbyt Ltd.

7 Signet Court, Swann Road
Cambridge
CB5 8LA
United Kingdom

Email: info@biorbyt.com, support@biorbyt.com

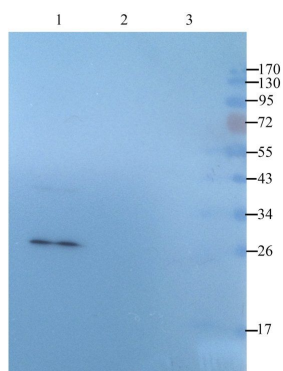
Phone: +44 (0)1223 859353 | Fax: +1 (415) 651-8558

Biorbyt LLC

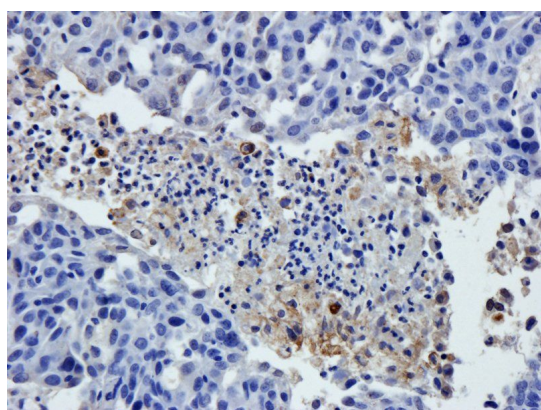
68 TW Alexander Drive
Research Triangle Park
Durham
NC 27713
United States

Email: info@biorbyt.com, support@biorbyt.com

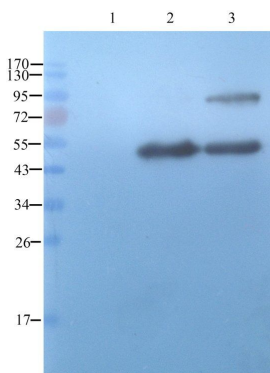
Phone: +1 (415) 906-5211 | Fax: +1 (415) 651-8558



Western blot analysis of mouse brain (lane 1), rat kidney (lane 2), rat pancreas (lane 3) using Tissue factor antibody (1 ug/ml)



IHC-P staining of rat breast cancer tissue using anti-Tissue factor (dilution at 2.5 ug/ml)



Western blot analysis of rat lung (lane 1), human breast cancer (lane 2), human thyroid cancer (lane 3) using Tissue factor antibody (1 ug/ml)

Biorbyt Ltd.

7 Signet Court, Swann Road
Cambridge
CB5 8LA
United Kingdom

Email: info@biorbyt.com, support@biorbyt.com

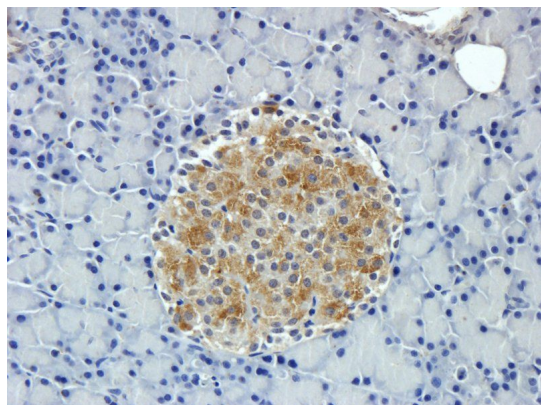
Phone: [+44 \(0\)1223 859353](tel:+44(0)1223859353) | Fax: [+1 \(415\) 651-8558](tel:+1(415)651-8558)

Biorbyt LLC

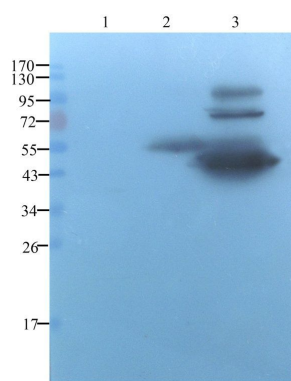
68 TW Alexander Drive
Research Triangle Park
Durham
NC 27713
United States

Email: info@biorbyt.com, support@biorbyt.com

Phone: [+1 \(415\) 906-5211](tel:+1(415)906-5211) | Fax: [+1 \(415\) 651-8558](tel:+1(415)651-8558)



IHC-P staining of rat pancreas tissue using anti-Tissue factor (dilution at 2.5 ug/ml)



WB analysis of rat lung (lane 1), human breast cancer (lane 2), human thyroid cancer (lane 3) using Tissue factor antibody (1 ug/ml)

Biorbyt Ltd.

7 Signet Court, Swann Road
Cambridge
CB5 8LA
United Kingdom

Email: info@biorbyt.com, support@biorbyt.com

Phone: [+44 \(0\)1223 859353](tel:+44(0)1223859353) | Fax: [+1 \(415\) 651-8558](tel:+1(415)651-8558)

Biorbyt LLC

68 TW Alexander Drive
Research Triangle Park
Durham
NC 27713
United States

Email: info@biorbyt.com, support@biorbyt.com

Phone: [+1 \(415\) 906-5211](tel:+1(415)906-5211) | Fax: [+1 \(415\) 651-8558](tel:+1(415)651-8558)