

Olfactory receptor 5F1 rabbit pAb

Cat#: orb765938 (Manual)


For research use only. Not intended for diagnostic use.

Product Name	Olfactory receptor 5F1 rabbit pAb
Host species	Rabbit
Applications	WB;IF;ELISA
Species Cross-Reactivity	Human;Rat;Mouse;
Recommended dilutions	Western Blot: 1/500 - 1/2000. Immunofluorescence: 1/200 - 1/1000. ELISA: 1/10000. Not yet tested in other applications.
Immunogen	The antiserum was produced against synthesized peptide derived from human OR5F1. AA range:265-314
Specificity	Olfactory receptor 5F1 Polyclonal Antibody detects endogenous levels of Olfactory receptor 5F1 protein.
Formulation	Liquid in PBS containing 50% glycerol, 0.5% BSA and 0.02% sodium azide..
Storage	Store at -20°C. Avoid repeated freeze-thaw cycles.
Protein Name	Olfactory receptor 5F1
Gene Name	OR5F1
Cellular localization	Cell membrane; Multi-pass membrane protein.
Purification	The antibody was affinity-purified from rabbit antiserum by affinity-chromatography using epitope-specific immunogen.
Clonality	Polyclonal

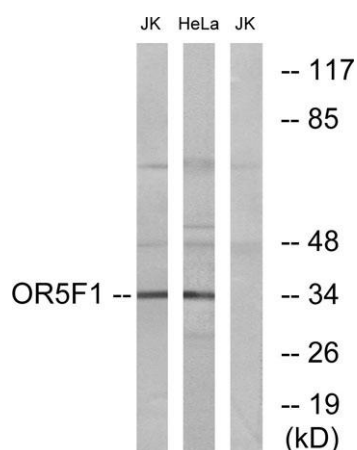
Concentration	1 mg/ml
Observed band	35kD
Human Gene ID	338674
Human Swiss-Prot Number	O95221
Alternative Names	OR5F1; Olfactory receptor 5F1; Olfactory receptor 11-10; OR11-10; Olfactory receptor OR11-167

Background

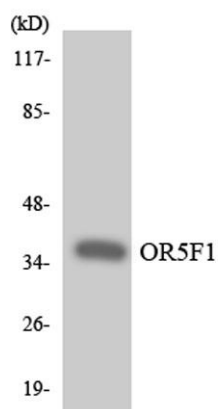
olfactory receptor family 5 subfamily F member 1 (OR5F1) Homo sapiens
Olfactory receptors interact with odorant molecules in the nose, to initiate a neuronal response that triggers the perception of a smell. The olfactory receptor proteins are members of a large family of G-protein-coupled receptors (GPCR) arising from single coding-exon genes. Olfactory receptors share a 7-transmembrane domain structure with many neurotransmitter and hormone receptors and are responsible for the recognition and G protein-mediated transduction of odorant signals. The olfactory receptor gene family is the largest in the genome. The nomenclature assigned to the olfactory receptor genes and proteins for this organism is independent of other organisms. [provided by RefSeq, Jul 2008],



Western Blot analysis of various cells using Olfactory receptor 5F1 Polyclonal Antibody



Western blot analysis of lysates from HeLa and Jurkat cells, using OR5F1 Antibody. The lane on the right is blocked with the synthesized peptide.



Western blot analysis of the lysates from COLO205 cells using OR5F1 antibody.