

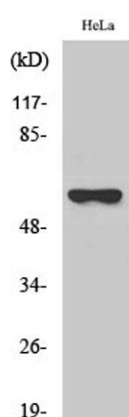
CYP27A1 rabbit pAb**Cat#: orb764971 (Manual)**

For research use only. Not intended for diagnostic use.

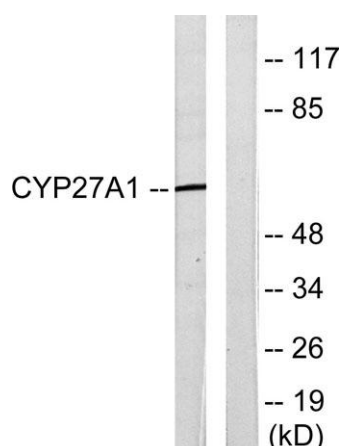
Product Name	CYP27A1 rabbit pAb
Host species	Rabbit
Applications	WB;IHC;IF;ELISA
Species Cross-Reactivity	Human;Rat;Mouse;
Recommended dilutions	Western Blot: 1/500 - 1/2000. Immunohistochemistry: 1/100 - 1/300. Immunofluorescence: 1/200 - 1/1000. ELISA: 1/10000. Not yet tested in other applications.
Immunogen	The antiserum was produced against synthesized peptide derived from human Cytochrome P450 27A1. AA range:101-150
Specificity	CYP27A1 Polyclonal Antibody detects endogenous levels of CYP27A1 protein.
Formulation	Liquid in PBS containing 50% glycerol, 0.5% BSA and 0.02% sodium azide..
Storage	Store at -20°C. Avoid repeated freeze-thaw cycles.
Protein Name	Sterol 26-hydroxylase mitochondrial
Gene Name	CYP27A1
Cellular localization	Mitochondrion inner membrane ; Peripheral membrane protein . Post-translationally targeted to mitochondria. All three of the receptor proteins in the TOM complex, TOMM70, TOMM20 and TOMM22 are required for the translocation across the mitochondrial outer membrane. After translocation into the matrix, associates with the inner membrane as a membrane extrinsic protein. .

Purification	The antibody was affinity-purified from rabbit antiserum by affinity-chromatography using epitope-specific immunogen.
Clonality	Polyclonal
Concentration	1 mg/ml
Observed band	60kD
Human Gene ID	1593
Human Swiss-Prot Number	Q02318
Alternative Names	CYP27A1; CYP27; Sterol 26-hydroxylase; mitochondrial; 5-beta-cholestane-3-alpha,7-alpha,12-alpha-triol 27-hydroxylase; Cytochrome P-450C27/25; Cytochrome P450 27; Sterol 27-hydroxylase; Vitamin D(3) 25-hydroxylase

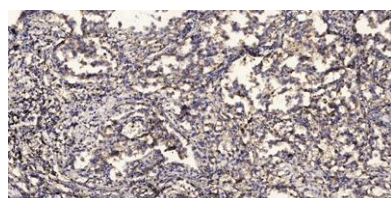
Background cytochrome P450 family 27 subfamily A member 1(CYP27A1) Homo sapiens This gene encodes a member of the cytochrome P450 superfamily of enzymes. The cytochrome P450 proteins are monooxygenases which catalyze many reactions involved in drug metabolism and synthesis of cholesterol, steroids and other lipids. This mitochondrial protein oxidizes cholesterol intermediates as part of the bile synthesis pathway. Since the conversion of cholesterol to bile acids is the major route for removing cholesterol from the body, this protein is important for overall cholesterol homeostasis. Mutations in this gene cause cerebrotendinous xanthomatosis, a rare autosomal recessive lipid storage disease. [provided by RefSeq, Jul 2008],



Western Blot analysis of various cells using CYP27A1 Polyclonal Antibody diluted at 1:1000



Western blot analysis of lysates from HeLa cells, using Cytochrome P450 27A1 Antibody. The lane on the right is blocked with the synthesized peptide.



Immunohistochemical analysis of paraffin-embedded human Squamous cell carcinoma of lung. 1, Antibody was diluted at 1:200(4° overnight). 2, Tris-EDTA,pH9.0 was used for antigen retrieval. 3,Secondary antibody was diluted at 1:200(room temperature, 45min).