

Product Datasheet

Nestin antibody (orb98393)

Description

Mouse monoclonal antibody to Nestin

Species/Host

Mouse

Reactivity

Human, Monkey, Primate

Conjugation

Unconjugated

Tested

ICC, IHC-Fr, IHC-P, WB

Applications
Preservatives

Each vial contains 100 ul 1 mg/ml purified monoclonal antibody in PBS containing 0.09% sodium azide.

Form/Appearance

Each vial contains 100 ul 1 mg/ml purified monoclonal antibody in PBS containing 0.09% sodium azide.

Storage

Storage: The antibody is shipped at ambient temperature and may be stored at +4°C. For prolonged storage prepare appropriate aliquots and store at or below -20°C. Prior to use, an aliquot is thawed slowly in the dark at ambient temperature, spun down again and used to prepare working dilutions by adding sterile phosphate buffered saline (PBS, pH 7.2). Repeated thawing and freezing should be avoided. Working dilutions should be stored at +4°C, not refrozen, and preferably used the same day. If a slight precipitation occurs upon storage, this should be removed by centrifugation. It will not affect the performance or the concentration of the product

Note

For research use only

Isotype

IgG1

Clonality

Monoclonal

Source

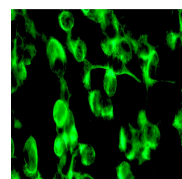

Monoclonal antibody 10C2 was derived by fusion of P3x63Ag8.653 myeloma cells with spleen cells from a BALB/c mouse immunized with a 150-amino-acid fragment from the cloned human nestin, conjugated to glutathione S-transferase.

Uniprot ID

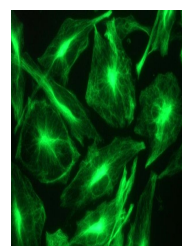
P48681

Hazard
Information

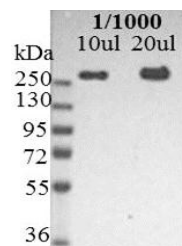
This product is intended FOR RESEARCH USE ONLY, and FOR TESTS IN VITRO, not for use in diagnostic or therapeutic procedures involving humans or animals. This product contains sodium azide. To prevent formation of toxic vapors, do not mix with strong acidic solutions. To prevent formation of potentially explosive metallic azides in metal plumbing, always wash into drain with copious quantities of water. This datasheet is as accurate as reasonably achievable, but Nordic-MUBio accepts no liability for any inaccuracies or omissions in this information.



Immunostaining
of intracellular
nestin f...



orb98393
Immunostaining
of
intracellular...



orb98393
Immunoblotting
of U251-cell
lys...