

## Product Datasheet

### Cytokeratin 19 antibody (orb98265)

**Description**

Mouse monoclonal to Cytokeratin 19

**Species/Host**

Mouse

**Reactivity**

Human, Zebrafish

**Conjugation**

Unconjugated

**Tested**

FC, ICC, IHC-Fr, IHC-P, WB

**Applications**
**Preservatives**

Each vial contains 100 ul 1 mg/ml purified monoclonal antibody in PBS containing 0.09% sodium azide.

**Form/Appearance**

Each vial contains 100 ul 1 mg/ml purified monoclonal antibody in PBS containing 0.09% sodium azide.

**Storage**

Storage: The antibody is shipped at ambient temperature and may be stored at +4°C. For prolonged storage prepare appropriate aliquots and store at or below -20°C. Prior to use, an aliquot is thawed slowly in the dark at ambient temperature, spun down again and used to prepare working dilutions by adding sterile phosphate buffered saline (PBS, pH 7.2). Repeated thawing and freezing should be avoided. Working dilutions should be stored at +4°C, not refrozen, and preferably used the same day. If a slight precipitation occurs upon storage, this should be removed by centrifugation. It will not affect the performance or the concentration of the product

**Note**

For research use only

**Isotype**

IgG1

**Clonality**

Monoclonal

**Source**

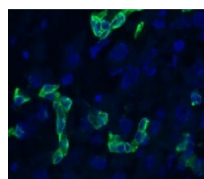
RCK108 is a mouse monoclonal IgG1 antibody derived by fusion of SP2/0-Ag14 mouse myeloma cells with spleen cells from a BALB/c mouse immunized with a cytoskeletal preparation of human bladder carcinoma cell line T24.

**Uniprot ID**

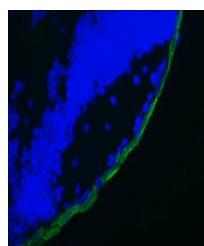
**P08727**

**Hazard**
**Information**

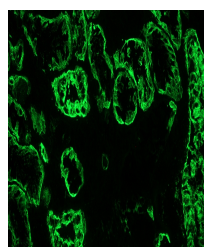
This product is intended FOR RESEARCH USE ONLY, and FOR TESTS IN VITRO, not for use in diagnostic or therapeutic procedures involving humans or animals. This product contains sodium azide. To prevent formation of toxic vapors, do not mix with strong acidic solutions. To prevent



orb98265  
immunohistochemistry  
on frozen ...



orb98265  
immunofluorescence  
staining of ...



Immunohistochemistry  
on a frozen tissue ...

Biorbyt Ltd.

7 Signet Court, Swann's Road, Cambridge, CB5 8LA, United Kingdom

Email: [info@biorbyt.com](mailto:info@biorbyt.com) | Phone: +44 (0) 1223 859-353 | Fax: +44 (0)1223 280 240

Biorbyt LLC.

68 TW Alexander Drive<br>Research Triangle Park<br>Durham, North Carolina<br>27709. United States

Email: [info@biorbyt.com](mailto:info@biorbyt.com) | Phone: +1 (415) 906-5211 | Fax: +1 (415) 651-8558

**Expiration Date**

12 months from date of receipt.