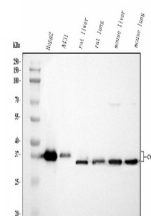


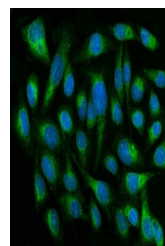
Product Datasheet

CYB5R3 Antibody (orb865496)

Description	CYB5R3 Antibody
Species/Host	Rabbit
Reactivity	Human, Mouse, Rat
Conjugation	Unconjugated
Tested Applications	ELISA, FC, ICC, IF, WB
Immunogen	E.coli-derived human CYB5R3 recombinant protein (Position: M24-F301).
Form/Appearance	Lyophilized
Concentration	Adding 0.2 ml of distilled water will yield a concentration of 500 µg/ml.
Storage	At -20°C for one year from date of receipt. After reconstitution, at 4°C for one month. It can also be aliquotted and stored frozen at -20°C for six months. Avoid repeated freezing and thawing.
Note	For research use only
Application notes	Tested Species: In-house tested species with positive results. Other applications have not been tested. Optimal dilutions should be determined by end users. Adding 0.2 ml of distilled water will yield a concentration of 500 µg/ml.
Isotype	Rabbit IgG
Clonality	Polyclonal
MW	34 kDa
Uniprot ID	P00387
Dilution Range	Western blot, 0.1-0.25 µg/ml, Human, Mouse, Rat Immunocytochemistry/Immunofluorescence, 5 µg/ml, Human Flow Cytometry, 1-3 µg/1x10 ⁶ cells, Human Direct ELISA, 0.1-0.5 µg/ml, Human
Expiration Date	12 months from date of receipt.

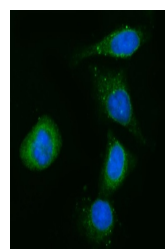


Western blot analysis of CYB5R3 using an...



IF analysis of CYB5R3 using anti-CYB5R3

...



IF analysis of CYB5R3 using anti-CYB5R3

...