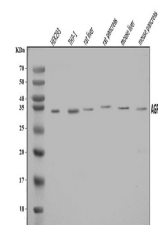


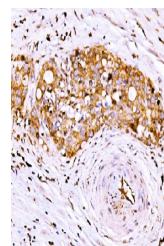
Product Datasheet

AGPAT2 Antibody (orb865354)

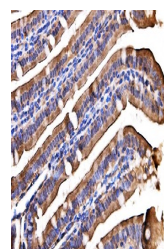
Description	AGPAT2 Antibody
Species/Host	Rabbit
Reactivity	Human, Mouse, Rat
Conjugation	Unconjugated
Tested Applications	ELISA, IHC, WB
Immunogen	E.coli-derived human AGPAT2 recombinant protein (Position: R77-N178).
Form/Appearance	Lyophilized
Concentration	Adding 0.2 ml of distilled water will yield a concentration of 500 µg/ml.
Storage	At -20°C for one year from date of receipt. After reconstitution, at 4°C for one month. It can also be aliquotted and stored frozen at -20°C for six months. Avoid repeated freezing and thawing.
Note	For research use only
Application notes	Tested Species: In-house tested species with positive results. Other applications have not been tested. Optimal dilutions should be determined by end users. Adding 0.2 ml of distilled water will yield a concentration of 500 µg/ml.
Isotype	Rabbit IgG
Clonality	Polyclonal
MW	33 kDa
Uniprot ID	O15120
Dilution Range	Western blot, 0.25-0.5 µg/ml, Human, Mouse, Rat Immunohistochemistry(Paraffin-embedded Section), 2-5 µg/ml, Human, Mouse, Rat Direct ELISA, 0.1-0.5 µg/ml, Human
Expiration Date	12 months from date of receipt.



Western blot analysis of AGPAT2 using an...



IHC analysis of AGPAT2 using anti-AGPAT2...



IHC analysis of AGPAT2 using anti-AGPAT2...