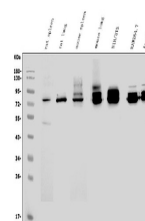


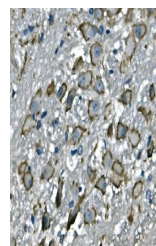
## Product Datasheet

### CD97/Adgre5 Antibody (orb738372)

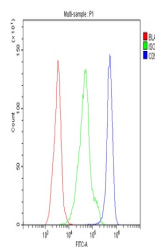
<b>Description</b>	CD97/Adgre5 Antibody
<b>Species/Host</b>	Rabbit
<b>Reactivity</b>	Mouse, Rat
<b>Conjugation</b>	Unconjugated
<b>Tested Applications</b>	ELISA, FC, IHC, WB
<b>Immunogen</b>	E.coli-derived mouse CD97/Adgre5 recombinant protein (Position: Q287-S816).
<b>Form/Appearance</b>	Lyophilized
<b>Concentration</b>	Adding 0.2 ml of distilled water will yield a concentration of 500 µg/ml.
<b>Storage</b>	Store at -20°C for one year from date of receipt. After reconstitution, at 4°C for one month. It can also be aliquotted and stored frozen at -20°C for six months. Avoid repeated freeze-thaw cycles.
<b>Note</b>	For research use only
<b>Application notes</b>	Tested Species: In-house tested species with positive results. Other applications have not been tested. Optimal dilutions should be determined by end users. Add 0.2ml of distilled water will yield a concentration of 500ug/ml.
<b>Isotype</b>	Rabbit IgG
<b>Clonality</b>	Polyclonal
<b>MW</b>	92 kDa
<b>Uniprot ID</b>	<a href="#">Q9Z0M6</a>
<b>Dilution Range</b>	Western blot, 0.1-0.25µg/ml, Mouse, Rat Immunohistochemistry (Paraffin-embedded Section), 2-5µg/ml, Mouse, Rat Flow Cytometry, 1-3µg/1x10 <sup>6</sup> cells, Mouse Direct ELISA, 0.1-0.5µg/ml, Mouse
<b>Expiration Date</b>	12 months from date of receipt.



Western blot analysis of CD97/Adgre5 using anti-CD97/Adgre5 antibody.



IHC analysis of CD97/Adgre5 using anti-CD97/Adgre5 antibody.



Flow Cytometry analysis of mouse PBMC cells using anti-CD97/Adgre5 antibody.