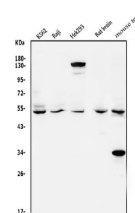


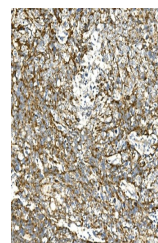
Product Datasheet

VPS4A Antibody (orb654386)

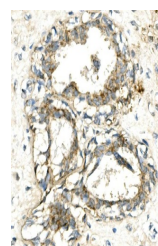
Description	VPS4A Antibody
Species/Host	Rabbit
Reactivity	Human, Mouse, Rat
Conjugation	Unconjugated
Tested Applications	ELISA, FC, IHC, WB
Immunogen	E.coli-derived human VPS4A recombinant protein (Position: M1-K71).
Form/Appearance	Lyophilized
Concentration	Adding 0.2 ml of distilled water will yield a concentration of 500 µg/ml.
Storage	Store at -20°C for one year from date of receipt. After reconstitution, at 4°C for one month. It can also be aliquotted and stored frozen at -20°C for six months. Avoid repeated freeze-thaw cycles.
Note	For research use only
Application notes	Tested Species: In-house tested species with positive results. Other applications have not been tested. Optimal dilutions should be determined by end users. Add 0.2ml of distilled water will yield a concentration of 500ug/ml.
Isotype	Rabbit IgG
Clonality	Polyclonal
MW	50 kDa
Uniprot ID	Q9UN37
Dilution Range	Western blot, 0.25-0.5µg/ml, Human, Mouse, Rat Immunohistochemistry (Paraffin-embedded Section), 0.5-1µg/ml, Human, Mouse, Rat Flow Cytometry, 1-3µg/1x10 ⁶ cells, Human Direct ELISA, 0.1-0.5µg/ml, Human
Expiration Date	12 months from date of receipt.



Western blot analysis of VPS4A using anti-VPS4A antibody.



IHC analysis of VPS4A using anti-VPS4A antibody.



IHC analysis of VPS4A using anti-VPS4A antibody.