

Product Datasheet

CD25 antibody (orb348865)

Description

Human monoclonal antibody to CD25

Species/Host

Human

Reactivity

Human, Primate

Conjugation

Unconjugated

Tested

Blocking, FC, IF, IHC, WB

Applications

Immunogen

Basiliximab was prepared by immunizing BALB/c mice with CTC 16 cells.

Target

IL-2R alpha (CD25)

Preservatives

PBS with 0.02% Proclin 300.

Concentration

1 mg/ml

Storage

Store at 4°C for up to 3 months. For longer storage, aliquot and store at -20°C.

Note

For research use only

Application notes

Basiliximab is derived from the murine anti-Tac antibody. For the clinically used format, the variable regions from this antibody were grafted onto the sequence of the human IgG1k constant regions. Basiliximab binding to CD25 competitively blocks the interaction of IL-2R with its ligand IL-2 on the surface of T cells. Blocking this interaction prevents T cell replication and T cell-mediated B cell activation. Basiliximab binding suppresses the immune system inhibits the pathway activating the cellular immune response to allograft rejection. IL-2 signalling suppression can additionally prevent acute graft-versus-host disease, autoimmune disorders and malignancies such as T cell leukemias (Binder et al, 2007). Basiliximab has also been used in FC, IF, IHC and WB studies, which enables the detection of CD25.

Isotype

IgG1

Clonality

Monoclonal

Purity

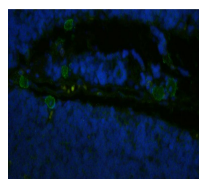

Purified

Uniprot ID

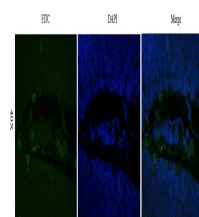
P01589

Expiration Date

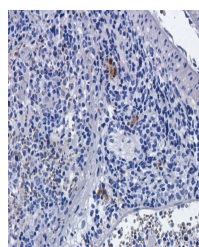
12 months from date of receipt.



IF analysis of rat thymus tissue using a...



Immunofluorescence analysis of rat thymu...



Immunohistochemical staining of paraffin...