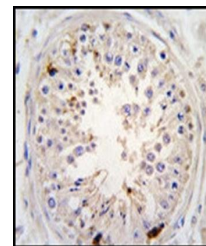
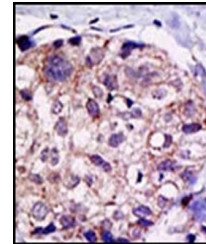


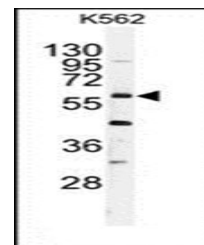
## Product Datasheet

### USP2 antibody (orb33724)

<b>Description</b>	Purified rabbit polyclonal antibody.
<b>Species/Host</b>	Rabbit
<b>Reactivity</b>	Human
<b>Conjugation</b>	Unconjugated
<b>Tested Applications</b>	IHC-P, WB
<b>Immunogen</b>	Synthetic Peptide
<b>Target</b>	USP2
<b>Form/Appearance</b>	Purified polyclonal antibody supplied in PBS with 0.09% (W/V) sodium azide. This antibody is prepared by Saturated Ammonium Sulfate (SAS) precipitation followed by dialysis against PBS.
<b>Storage</b>	Maintain refrigerated at 2-8°C for up to 2 weeks. For long term storage store at -20°C in small aliquots to prevent freeze-thaw cycles
<b>Note</b>	For research use only
<b>Isotype</b>	Rabbit IgG
<b>Clonality</b>	Polyclonal
<b>MW</b>	68072
<b>Uniprot ID</b>	<a href="#">O75604</a>
<b>NCBI</b>	<a href="#">NP_004196.4</a> , <a href="#">NP_001230688.1</a> , <a href="#">NP_741994.1</a>
<b>Dilution Range</b>	IHC-P: 1:50-100, WB: 1:2000
<b>Expiration Date</b>	12 months from date of receipt.



Immunohistochemical staining of paraffin...



Western blot analysis of in K562 cell li...