

Product Datasheet

HSD11B2 Antibody (orb316541)

Description

HSD11B2 Antibody

Species/Host

Rabbit

Reactivity

Human, Mouse, Rat

Conjugation

Unconjugated

Tested Applications

IF, IHC, IHC-Fr, WB

Immunogen

A synthetic peptide corresponding to a sequence at the C-terminus of human HSD11B2 (277-309aa EKRRKQLLLANLPQELLQAYGKDYIEHLHGQFLH), different from the related mouse sequence by five amino acids, and from the related rat sequence by three amino acids.

Form/Appearance

Lyophilized

Concentration

Adding 0.2 ml of distilled water will yield a concentration of 500 µg/ml.

Storage

Store at -20°C for one year from date of receipt. After reconstitution, at 4°C for one month. It can also be aliquotted and stored frozen at -20°C for six months. Avoid repeated freeze-thaw cycles.

Note

For research use only

Application notes

Tested Species: In-house tested species with positive results.
By Heat: Boiling the paraffin sections in 10mM citrate buffer, pH6.0, for 20mins is required for the staining of formalin/paraffin sections. Other applications have not been tested. Optimal dilutions should be determined by end users. .
Add 0.2ml of distilled water will yield a concentration of 500ug/ml.

Isotype

Rabbit IgG

Clonality

Polyclonal

MW

44127 MW

Uniprot ID

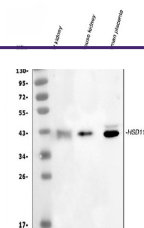
P80365

Dilution Range

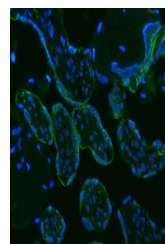
Immunohistochemistry (Paraffin-embedded Section), 0.5-1µg/ml, Human, Mouse, Rat, By Heat Western blot, 0.1-0.5µg/ml, Human, Mouse, Rat

Expiration Date

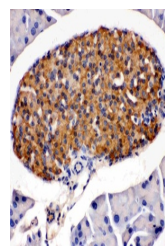
12 months from date of receipt.



WB analysis of HSD11B2 using anti-HSD11B...



IF analysis of HSD11B2 using anti-HSD11B...



IHC analysis of HSD11B2 using anti-HSD11...