

Product Datasheet

Transcription factor SOX-2 SOX2 Antibody (orb178730)

Description

Transcription factor SOX-2 SOX2 Antibody

Species/Host

Rabbit

Reactivity

Human, Mouse, Rat

Conjugation

Unconjugated

Tested

IHC, WB

Applications

Immunogen

A synthetic peptide corresponding to a sequence in the middle region of human SOX2 (171-183aa YSMMQDQLGYPQH), different from the related mouse and rat sequence by one amino acid.

Form/Appearance

Lyophilized

Concentration

Adding 0.2 ml of distilled water will yield a concentration of 500 µg/ml.

Storage

Store at -20°C for one year from date of receipt. After reconstitution, at 4°C for one month. It can also be aliquotted and stored frozen at -20°C for six months. Avoid repeated freeze-thaw cycles.

Note

For research use only

Application notes

Tested Species: In-house tested species with positive results. Predicted Species: Species predicted to be fit for the product based on sequence similarities. By Heat: Boiling the paraffin sections in 10mM citrate buffer, pH6.0, for 20mins is required for the staining of formalin/paraffin sections. Other applications have not been tested. Optimal dilutions should be determined by end users. . Add 0.2ml of distilled water will yield a concentration of 500ug/ml.

Isotype

Rabbit IgG

Clonality

Polyclonal

MW

34310 MW

Uniprot ID

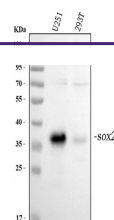
P48431

Dilution Range

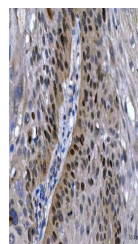
Immunohistochemistry (Paraffin-embedded Section), 2-5µg/ml, Human, Mouse, Rat, By HeatWestern blot, 0.1-0.5µg/ml, Human, Mouse, Rat

Expiration Date

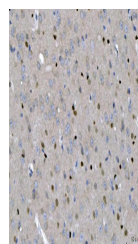
12 months from date of receipt.



WB analysis of SOX2 using anti-SOX2 anti...



IHC analysis of SOX2 using anti-SOX2 ant...



IHC analysis of SOX2 using anti-SOX2 ant...