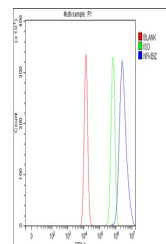


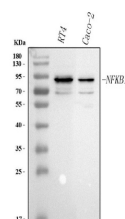
## Product Datasheet

### Anti-NFKBIZ Antibody (orb1743850)

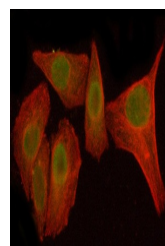
<b>Description</b>	Anti-NFKBIZ Antibody
<b>Species/Host</b>	Rabbit
<b>Reactivity</b>	Human
<b>Conjugation</b>	Unconjugated
<b>Tested Applications</b>	ELISA, FC, ICC, IF, WB
<b>Immunogen</b>	E.coli-derived human NFKBIZ recombinant protein (Position: Q247-H577).
<b>Form/Appearance</b>	Lyophilized
<b>Concentration</b>	Adding 0.2 ml of distilled water will yield a concentration of 500 µg/ml.
<b>Storage</b>	At -20°C for one year from date of receipt. After reconstitution, at 4°C for one month. It can also be aliquotted and stored frozen at -20°C for six months. Avoid repeated freezing and thawing.
<b>Note</b>	For research use only
<b>Application notes</b>	Tested Species: In-house tested species with positive results. Other applications have not been tested. Optimal dilutions should be determined by end users. Adding 0.2 ml of distilled water will yield a concentration of 500 µg/ml
<b>Clonality</b>	Polyclonal
<b>MW</b>	85 kDa
<b>Uniprot ID</b>	<b>Q9BYH8</b>
<b>Dilution Range</b>	Western blot, 0.25-0.5 µg/ml, Human Immunocytochemistry/Immunofluorescence, 5 µg/ml, Human Flow Cytometry (Fixed), 1-3 µg/1x10 <sup>6</sup> cells, Human Direct ELISA, 0.1-0.5 µg/ml, Human
<b>Expiration Date</b>	12 months from date of receipt.



Flow Cytometry analysis of HEL cells using Anti-NFKBIZ antibody.



WB analysis of NFKBIZ using anti-NFKBIZ antibody.



IF analysis of NFKBIZ using anti-NFKBIZ antibody.