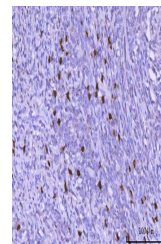


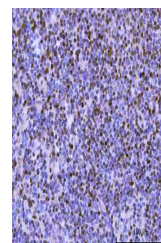
Product Datasheet

BSAP/PAX5 Antibody (orb1676238)

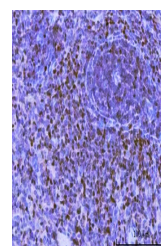
Description	BSAP/PAX5 Antibody
Species/Host	Rabbit
Reactivity	Human, Mouse, Rat
Conjugation	Unconjugated
Tested Applications	ELISA, FC, IHC, WB
Immunogen	E.coli-derived human BSAP/PAX5 recombinant protein (Position: Q166-K278).
Form/Appearance	Lyophilized
Concentration	Adding 0.2 ml of distilled water will yield a concentration of 500 µg/ml.
Storage	At -20°C for one year from date of receipt. After reconstitution, at 4°C for one month. It can also be aliquotted and stored frozen at -20°C for six months. Avoid repeated freezing and thawing.
Note	For research use only
Application notes	Tested Species: In-house tested species with positive results. Other applications have not been tested. Optimal dilutions should be determined by end users. Adding 0.2 ml of distilled water will yield a concentration of 500 µg/ml.
Clonality	Polyclonal
MW	45 kDa
Uniprot ID	Q02548
Dilution Range	Western blot, 0.1-0.25 µg/ml, Human Immunohistochemistry(Paraffin-embedded Section), 2-5 µg/ml, Human, Mouse, Rat Flow Cytometry, 1-3 µg/1x10 ⁶ cells, Human Direct ELISA, 0.1-0.5 µg/ml, Human
Expiration Date	12 months from date of receipt.



IHC analysis of BSAP/PAX5 using anti-BSA...



IHC analysis of BSAP/PAX5 using anti-BSA...



IHC analysis of BSAP/PAX5 using anti-BSA...