biorbyt
Explore. Bioreagents.

www.biorbyt.com

Product Datasheet

CAMK2B Antibody (orb1565622)

Description	CAMK2B Antibody
Species/Host	Rabbit
Reactivity	Human, Mouse, Rat
Conjugation	Unconjugated
Tested Applications	ICC, IHC-P, WB
Immunogen	A synthesized peptide derived from human CaMKII
Target	CAMK2B
Preservatives	Rabbit IgG in phosphate buffered saline , pH 7.4, 150mM NaCl, 0.02% sodium azide and 50% glycerol.
Form/Appearance	Liquid
Storage	Store at 4°C short term. Aliquot and store at -20°C long term. Avoid freeze/thaw cycles.
Note	For research use only
Isotype	IgG
Clonality	Polyclonal
MW	Calculated MW: 73 kDa; Observed MW: 45,60 kDa
Uniprot ID	Q13554
Dilution Range	WB: 1/500-1/1000 IHC: 1/50-1/100 IF: 1/50-1/200
Expiration Date	12 months from date of receipt.

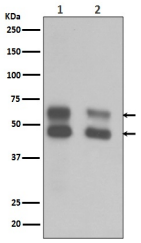

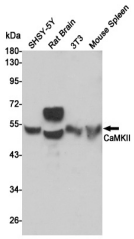

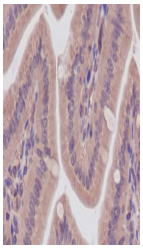

Biorbyt Ltd.
7 Signet Court, Swann's Road, Cambridge, CB5 8LA, United Kingdom
Email: **info@biorbyt.com** | Phone: **+44 (0) 1223 859-353** | Fax: +44 (0)1223 280 240

Biorbyt LLC.
68 TW Alexander Drive
Research Triangle Park
Durham, North Carolina
27709. United States
Email: **info@biorbyt.com** | Phone: **+1 (415) 906-5211** | Fax: +1 (415) 651-8558