

Product Datasheet

IL5 Antibody (orb1272450)

Description

IL5 Antibody

Species/Host

Rabbit

Reactivity

Human

Conjugation

Unconjugated

Tested

ELISA, NeA, WB

Applications

Immunogen

Produced from sera of rabbits pre-immunized with highly pure (>98%) recombinant hIL-5 (human Interleukin-5).

Target

IL5

Form/Appearance

Lyophilized

Concentration

batch dependent

Storage

IL-5 antibody is stable for at least 2 years from date of receipt at -20°C. The reconstituted antibody is stable for at least two weeks at 2-8°C. Frozen aliquots are stable for at least 6 months when stored at -20°C. Avoid repeated freeze-thaw cycles.

Note

For research use only

Clonality

Polyclonal

Uniprot ID

[P05113](#)

NCBI

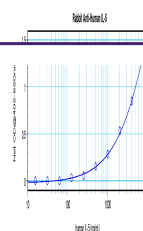
[P05113](#)

Dilution Range

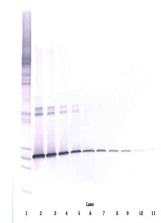
Neutralization: To yield one-half maximal inhibition [ND50] of the biological activity of hIL-5 (0.45 ng/mL), a concentration of 0.05 - 0.09 µg/mL of this antibody is required. ELISA: To detect hIL-5 by direct ELISA (using 100 µL/well antibody solution) a concentration of at least 0.5 µg/mL of this antibody is required. This antigen affinity purified antibody, in conjunction with compatible secondary reagents, allows the detection of 0.2 - 0.4 ng/well of recombinant hIL-5. Sandwich: To detect hIL-5 by sandwich ELISA (using 100 µL/well antibody solution) a concentration of 0.5 - 2.0 µg/mL of this antibody is required. This antigen affinity purified antibody, in conjunction with our Biotinylated Anti-Human IL-5 as a detection antibody, allows the detection of at least 0.2 - 0.4 ng/well of recombinant hIL-5. Western Blot: To detect hIL-5 by Western Blot analysis this antibody can be used at a concentration of 0.1 - 0.2 µg/mL. Used in conjunction with compatible secondary reagents the detection limit for recombinant hIL-5 is 1.5 - 3.0 ng/lane, under either reducing or non-reducing conditions.

Expiration Date

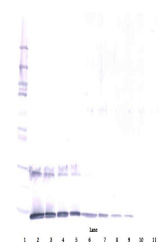
12 months from date of receipt.



To detect Human IL-5 by sandwich ELISA (...)



To detect Human IL-5 by Western Blot ana...



To detect Human IL-5 by Western Blot ana...