

---

## Product Datasheet

### VDAC1 Antibody (orb1243194)

**Description**

VDAC1 Antibody

**Species/Host**

Rabbit

**Reactivity**

Canine, Human, Mouse, Rat

**Conjugation**

Unconjugated

**Tested**

ELISA, IHC, WB

**Applications**
**Immunogen**

Antibody produced in rabbits immunized with a synthetic peptide corresponding a region of human VDAC1.

**Target**

VDAC1

**Preservatives**

Purified antibody supplied in 1x PBS buffer with 0.09% (w/v) sodium azide and 2% sucrose.

**Form/Appearance**

Liquid

**Concentration**

batch dependent

**Storage**

For short periods of storage (days) store at 4°C. For longer periods of storage, store VDAC1 antibody at -20°C. As with any antibody avoid repeat freeze-thaw cycles.

**Note**

For research use only

**Application notes**

VDAC1 antibody can be used for detection of VDAC1 by ELISA at 1:312500. VDAC1 antibody can be used for detection of VDAC1 by western blot at 1.25 µg/mL, and HRP conjugated secondary antibody should be diluted 1:50,000 - 100,000.

**Clonality**

Polyclonal

**MW**

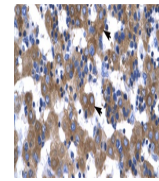
31 kDa

**Uniprot ID**
[Q5FVE7](#)
**NCBI**
[NP\\_003365](#)
**Dilution Range**

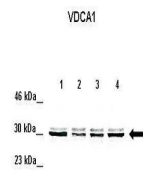
VDAC1 antibody can be used for detection of VDAC1 by ELISA at 1:312500. VDAC1 antibody can be used for detection of VDAC1 by western blot at 1.25 µg/mL, and HRP conjugated secondary antibody should be diluted 1:50,000 - 100,000.

**Expiration Date**

12 months from date of receipt.

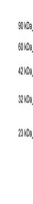


Antibody used in IHC on Human Liver at 4...



See Immunoblot 2 Data and Customer Feedback for more information

Antibody used in WB on Human cell lines ...



Antibody used in WB on Human HepG2 cells...