Product Datasheet

BANF1 Antibody (orb1240141)

Description	BANF1 Antibody
Species/Host	Rabbit
Reactivity	Human
Conjugation	Unconjugated
Tested Applications	ELISA, IF, WB
Immunogen	Anti-BANF1 antibody (orb1240141) was raised against a peptide corresponding to 15 amino acids near the carboxy terminus of human BANF1. The immunogen is located within the last 50 amino acids of BANF1.
Target	BANF1
Preservatives	BANF1 Antibody is supplied in PBS containing 0.02% sodium azide.
Form/Appearance	Liquid
Concentration	1 mg/mL
Storage	BANF1 antibody can be stored at 4°C for three months and -20°C, stable for up to one year. As with all antibodies care should be taken to avoid repeated freeze thaw cycles. Antibodies should not be exposed to prolonged high temperatures.
Note	For research use only
Isotype	IgG
Clonality	Polyclonal
MW	Predicted: 10kDObserved: 12 kD Despite its predicted molecular weight, BANF1 often migrates at a higher size in SDS-PAGE.
Uniprot ID	O75531
NCBI	AAH05942
Dilution Range	WB: 0.5-2 µg/mL; IF: 20 µg/mL.Antibody validated: Western Blot in human samples; Immunofluorescence in human samples. All other applications and species not yet tested.
Expiration Date	12 months from date of receipt.

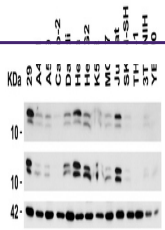

Independent Antibody Validation (IAV) vi...

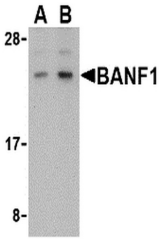

Western Blot Validation in Human Kidney ...

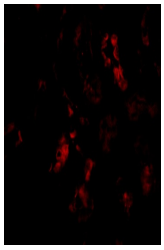

Western Blot Validation in Human Kidney ...

Biorbyt Ltd.
7 Signet Court, Swann's Road, Cambridge, CB5 8LA, United Kingdom
Email: **info@biorbyt.com** | Phone: **+44 (0) 1223 859-353** | Fax: +44 (0)1223 280 240

Biorbyt LLC.
68 TW Alexander Drive
Research Triangle Park
Durham, North Carolina
27709. United States
Email: **info@biorbyt.com** | Phone: **+1 (415) 906-5211** | Fax: +1 (415) 651-8558