

## Product Datasheet

### NOX3 Antibody (orb1239342)

## Description

## NOX3 Antibody

### Species/Host

Rabbit

### Reactivity

Human, Mouse

### Conjugation

Unconjugated

### Tested

ELISA, IF, IHC-P, WB

### Applications

### Immunogen

NOX3 antibody was raised against a 15 amino acid peptide near the amino terminus of human NOX3. The immunogen is located within amino acids 110 - 160 of NOX3.

### Target

NOX3

### Preservatives

NOX3 antibody is supplied in PBS containing 0.02% sodium azide.

### Form/Appearance

Liquid

### Concentration

1 mg/mL

### Storage

NOX3 antibody can be stored at 4°C for three months and -20°C, stable for up to one year.

### Note

For research use only

### Application notes

NOX3 antibody can be used for detection of NOX3 by Western blot at 1 - 2 µg/ml. Antibody can also be used for Immunohistochemistry starting at 5 µg/mL. For immunofluorescence start at 20 µg/mL. Antibody validated: Western Blot in human samples; Immunohistochemistry in human samples and Immunofluorescence in human samples. All other applications and species not yet tested.

### Isotype

IgG

### Clonality

Polyclonal

### MW

Predicted: 62 kDa Observed: 72 kDa

### Uniprot ID

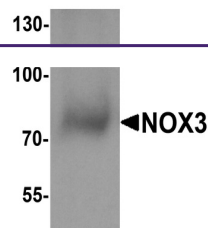
[Q9HBY0](#)

### NCBI

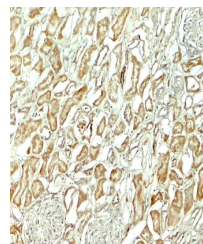
[NP\\_056533](#)

### Dilution Range

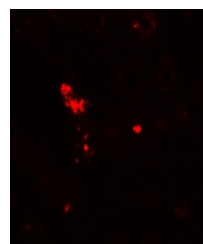
NOX3 antibody can be used for detection of NOX3 by Western blot at 1 - 2 µg/ml. Antibody can also be used for Immunohistochemistry starting at 5 µg/mL. For immunofluorescence start at 20 µg/mL. Antibody validated: Western Blot in human samples; Immunohistochemistry in human samples and Immunofluorescence in human samples. All other applications and species not yet tested.



Western blot analysis of NOX3 in 293 cel...



Immunohistochemistry of NOX3 in human ki...



Immunofluorescence of NOX3 in human kidn...