

Product Datasheet

NUP107 Antibody (orb1239330)

Description

NUP107 Antibody

Species/Host

Rabbit

Reactivity

Human, Rat

Conjugation

Unconjugated

Tested

ELISA, ICC, IF, WB

Applications
Immunogen

NUP107 antibody was raised against a 15 amino acid synthetic peptide from near the carboxy terminus of human NUP107. The immunogen is located within amino acids 820 - 870 of NUP107.

Target

NUP107

Preservatives

NUP107 Antibody is supplied in PBS containing 0.02% sodium azide.

Form/Appearance

Liquid

Concentration

1 mg/mL

Storage

NUP107 antibody can be stored at 4°C for three months and -20°C, stable for up to one year. As with all antibodies care should be taken to avoid repeated freeze thaw cycles. Antibodies should not be exposed to prolonged high temperatures.

Note

For research use only

Application notes

NUP107 antibody can be used for detection of NUP107 by Western blot at 1 - 2 µg/mL. Antibody can also be used for immunocytochemistry starting at 2.5 µg/mL. For immunofluorescence start at 10 µg/mL. Antibody validated: Western Blot in human samples; Immunocytochemistry in human samples and Immunofluorescence in human samples. All other applications and species not yet tested.

Isotype

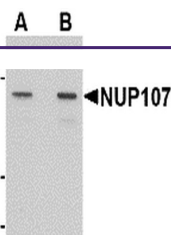
IgG

Clonality


Polyclonal

Uniprot ID
P57740
NCBI
P57740
Dilution Range

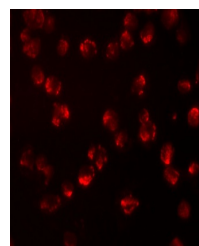
NUP107 antibody can be used for detection of NUP107 by Western blot at 1 - 2 µg/mL. Antibody can also be used for immunocytochemistry starting at 2.5 µg/mL. For immunofluorescence start at 10 µg/mL. Antibody validated: Western Blot in human samples; Immunocytochemistry in human samples



Western blot analysis of NUP107 in A549 ...



Immunocytochemistry of NUP107 in A549 ce...



Immunofluorescence of NUP107 in A549 cel...