Product Datasheet

BCL2L11 Antibody (orb1239258)

Description	BCL2L11 Antibody
Species/Host	Rabbit
Reactivity	Human, Mouse
Conjugation	Unconjugated
Tested Applications	ELISA, ICC, IF, WB
Immunogen	Anti-BIM antibody (orb1239258) was raised against a peptide corresponding to amino acids near the center of human BIM. The immunogen is located within amino acids 80-130 of BIM.
Target	BCL2L11
Preservatives	Bim Antibody is supplied in PBS containing 0.02% sodium azide.
Form/Appearance	Liquid
Concentration	1 mg/mL
Storage	Bim antibody can be stored at 4°C for three months and -20°C, stable for up to one year. As with all antibodies care should be taken to avoid repeated freeze thaw cycles. Antibodies should not be exposed to prolonged high temperatures.
Note	For research use only
Isotype	IgG
Clonality	Polyclonal
MW	Predicted: 22kDObserved: 22kD
Uniprot ID	O43521
NCBI	O43521
Dilution Range	WB: 5 µg/mL; ICC: 10 µg/mL; IF: 20 µg/mL.Antibody validated: Western Blot in human and mouse samples; Immunocytochemistry in human samples; Immunofluorescence in human samples. All other applications and species not yet tested.
Expiration Date	12 months from date of receipt.

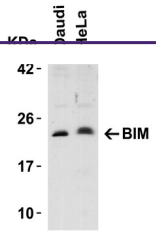

Western Blot Validation in Human Cell Li...

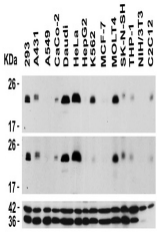

Independent Antibody Validation (IAV) vi...



Western Blot Validation in Human Tissue....

Biorbyt Ltd.
7 Signet Court, Swann's Road, Cambridge, CB5 8LA, United Kingdom
Email: **info@biorbyt.com** | Phone: **+44 (0) 1223 859-353** | Fax: +44 (0)1223 280 240

Biorbyt LLC.
68 TW Alexander Drive
Research Triangle Park
Durham, North Carolina
27709. United States
Email: **info@biorbyt.com** | Phone: **+1 (415) 906-5211** | Fax: +1 (415) 651-8558