

Product Datasheet

PIK3R4 Antibody (orb1239227)

Description

PIK3R4 Antibody

Species/Host

Rabbit

Reactivity

Human, Mouse, Rat

Conjugation

Unconjugated

Tested

ELISA, IF, IHC-P, WB

Applications

Immunogen

PIK3R4 antibody was raised against a 19 amino acid peptide near the carboxy terminus of human PIK3R4. The immunogen is located within amino acids 1290 - 1340 of PIK3R4.

Target

PIK3R4

Preservatives

PIK3R4 antibody is supplied in PBS containing 0.02% sodium azide.

Form/Appearance

Liquid

Concentration

1 mg/mL

Storage

PIK3R4 antibody can be stored at 4°C for three months and -20°C, stable for up to one year.

Note

For research use only

Application notes

PIK3R4 antibody can be used for detection of PIK3R4 by Western blot at 1 - 2 µg/ml. Antibody can also be used for Immunohistochemistry starting at 5 µg/mL. For immunofluorescence start at 20 µg/mL. Antibody validated: Western Blot in human samples; Immunohistochemistry in human samples and Immunofluorescence in human samples. All other applications and species not yet tested.

Isotype

IgG

Clonality

Polyclonal

MW

Predicted: 149 kDa Observed: 140 kDa

Uniprot ID

[Q99570](#)

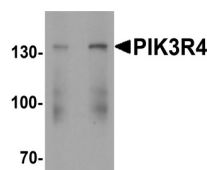
NCBI

[NP_055417](#)

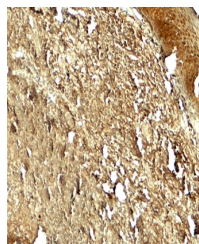
Dilution Range

PIK3R4 antibody can be used for detection of PIK3R4 by Western blot at 1 - 2 µg/ml. Antibody can also be used for Immunohistochemistry starting at 5 µg/mL. For immunofluorescence start at 20 µg/mL. Antibody validated: Western Blot in human samples; Immunohistochemistry in human samples and Immunofluorescence in human samples. All other applications and species not yet tested.

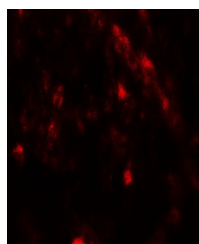
A B



Western blot analysis of PIK3R4 in human...



Immunohistochemistry of PIK3R4 in human ...



Immunofluorescence of PIK3R4 in human to...