

## Product Datasheet

### ASAH1 Antibody (orb1239216)

## Description

ASAH1 Antibody

### Species/Host

Rabbit

### Reactivity

Human, Mouse, Rat

### Conjugation

Unconjugated

### Tested

ELISA, IF, IHC-P, WB

### Applications

### Immunogen

ASAH1 antibody was raised against a 16 amino acid synthetic peptide near the carboxy terminus of the human ASAH1. The immunogen is located within amino acids 240 - 290 of ASAH1.

### Target

ASAH1

### Preservatives

ASAH1 Antibody is supplied in PBS containing 0.02% sodium azide.

### Form/Appearance

Liquid

### Concentration

1 mg/mL

### Storage

ASAH1 antibody can be stored at 4°C for three months and -20°C, stable for up to one year. As with all antibodies care should be taken to avoid repeated freeze thaw cycles. Antibodies should not be exposed to prolonged high temperatures.

### Note

For research use only

### Application notes

ASAH1 antibody can be used for detection of ASAH1 by Western blot at 1 and 2 µg/mL. Antibody can also be used for immunohistochemistry starting at 2.5 µg/mL. For immunofluorescence start at 20 µg/mL. Antibody validated: Western Blot in human samples; Immunohistochemistry in human and rat samples and Immunofluorescence in human and rat samples. All other applications and species not yet tested.

### Isotype

IgG

### Clonality

Polyclonal

### MW

Predicted: 45 kDa Observed: 49 kDa

### Uniprot ID

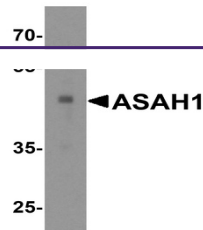
[Q13510](#)

### NCBI

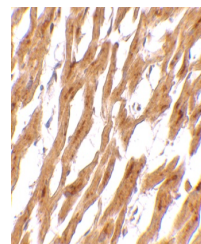
[EAW63795](#)

### Dilution Range

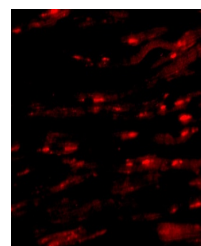
ASAH1 antibody can be used for detection of ASAH1 by Western blot at 1 and 2 µg/mL. Antibody can also be used for immunohistochemistry starting at 2.5 µg/mL. For immunofluorescence start at 20



Western blot analysis of ASAH1 in human ...



Immunohistochemistry of ASAH1 in human h...



Immunofluorescence of ASAH1 in Human Hea...

Biorbyt Ltd.

7 Signet Court, Swann's Road, Cambridge, CB5 8LA, United Kingdom

Email: [info@biorbyt.com](mailto:info@biorbyt.com) | Phone: +44 (0) 1223 859-353 | Fax: +44 (0) 1223 280 240

Biorbyt LLC.

68 TW Alexander Drive<br>Research Triangle Park<br>Durham, North Carolina<br>27709, United States

Email: [info@biorbyt.com](mailto:info@biorbyt.com) | Phone: +1 (415) 906-5211 | Fax: +1 (415) 651-8558

### Expiration Date

12 months from date of receipt.