Product Datasheet

SLCO1B1 Antibody (orb1238941)

biorbyt

Explore Biorecognition.

www.biorbyt.com

Description	SLCO1B1 Antibody
Species/Host	Rabbit
Reactivity	Human
Conjugation	Unconjugated
Tested Applications	ELISA, ICC, IF, WB
Immunogen	SLCO1B1 antibody was raised against a 14 amino acid peptide near the carboxy terminus of human SLCO1B1.The immunogen is located within the last 50 amino acids of SLCO1B1.
Target	SLCO1B1
Preservatives	SLCO1B1 antibody is supplied in PBS containing 0.02% sodium azide.
Form/Appearance	Liquid
Concentration	1 mg/mL
Storage	SLCO1B1 antibody can be stored at 4°C, stable for up to one year.
Note	For research use only
Application notes	SLCO1B1 antibody can be used for detection of SLCO1B1 by Western blot at 1 - 2 µg/ml. For immunofluorescence start at 20 µg/mL. Antibody validated: Western Blot in human samples; Immunocytochemistry in human samples and Immunofluorescence in human samples. All other applications and species not yet tested.
Isotype	IgG
Clonality	Polyclonal
MW	Predicted: 76 kDa Observed: 75 kDa
Uniprot ID	**Q9Y6L6**
NCBI	**NP_006437**
Dilution Range	SLCO1B1 antibody can be used for detection of SLCO1B1 by Western blot at 1 - 2 µg/ml. For immunofluorescence start at 20 µg/mL. Antibody validated: Western Blot in human samples; Immunocytochemistry in human samples and Immunofluorescence in human samples. All other applications and species not yet tested.
Expiration Date	12 months from date of receipt.

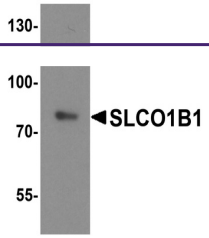

Western blot analysis of SLCO1B1 in huma...

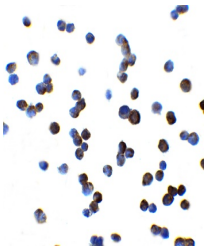

Immunocytochemistry of SLCO1B1 in HepG2 ...



Immunofluorescence of SLCO1B1 in human l...

Biorbyt Ltd.

7 Signet Court, Swann's Road, Cambridge, CB5 8LA, United Kingdom

Email: **info@biorbyt.com** | Phone: **+44 (0) 1223 859-353** | Fax: +44 (0)1223 280 240

Biorbyt LLC.

68 TW Alexander Drive
Research Triangle Park
Durham, North Carolina
27709. United States

Email: **info@biorbyt.com** | Phone: **+1 (415) 906-5211** | Fax: +1 (415) 651-8558