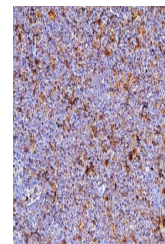


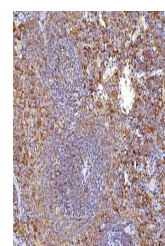
Product Datasheet

Cd70 Antibody (orb1145827)

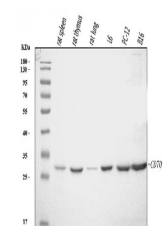
Description	Cd70 Antibody
Species/Host	Rabbit
Reactivity	Mouse, Rat
Conjugation	Unconjugated
Tested Applications	ELISA, IHC, WB
Immunogen	E.coli-derived mouse Cd70 recombinant protein (Position: C36-Q191).
Form/Appearance	Lyophilized
Concentration	Adding 0.2 ml of distilled water will yield a concentration of 500 µg/ml.
Storage	At -20°C for one year from date of receipt. After reconstitution, at 4°C for one month. It can also be aliquotted and stored frozen at -20°C for six months. Avoid repeated freezing and thawing.
Note	For research use only
Application notes	Tested Species: In-house tested species with positive results. Other applications have not been tested. Optimal dilutions should be determined by end users. Adding 0.2 ml of distilled water will yield a concentration of 500 µg/ml.
Isotype	Rabbit IgG
Clonality	Polyclonal
MW	30 kDa
Uniprot ID	O55237
Dilution Range	Western blot, 0.25-0.5 µg/ml, Mouse, Rat Immunohistochemistry(Paraffin-embedded Section), 2-5 µg/ml, Mouse Direct ELISA, 0.1-0.5 µg/ml, Mouse
Expiration Date	12 months from date of receipt.



IHC analysis of Cd70 using anti-Cd70 ant...



IHC analysis of Cd70 using anti-Cd70 ant...



Western blot analysis of Cd70 using anti...